

# TRUSTEE MEETING PACKET

October 9, 2025

**Bristol Kendall Fire Protection District**  
Trustee's Meeting Agenda  
October 9, 2025 5:00 PM  
103 Beaver Street – Yorkville, IL 60560

1. Call meeting to order and determination of a quorum. President Ken Johnson
2. Pledge of allegiance
3. Approve minutes of the September 11, 2025 regular meeting. As electronically mailed
4. **Comments from the public.**
5. Present District bills for payment. – Fire Chief Jeremy Messersmith
  - a. approve tuition/travel/meal expenses-roll call (N/A)
  - b. approve District bills - roll call
6. Present payroll for review and approval - roll call
7. Present financial statements for review
8. 2025 Tax Levy Proposal Presentation
9. Fire Marshal Michael Torrence – Report
10. Assistant Chief Ryan Cihak – Report
  - a. Training report
11. Assistant Chief Scott McCarty – Report
  - a. Operations report
12. Fire Chief Jeremy Messersmith
  - a. Fire Chief report
13. **Closed session per 5 ILCS 120 / 2 c 1**
  - (1) The appointment, employment, compensations, discipline, performance, or dismissal of specific employees of the public body including hearing testimony on a complaint lodged against an employee of the public body or against legal counsel for the public body to determine its validity.
14. Action taken after closed session
15. Purchases and General Business.
  - a. Open Session Audio Destruction – June 12, 2025
  - b. Closed Session Audio Destruction –March 14, 2024
  - c. Discuss and approve trailer bid
  - d. Accept Collin Blockinger resignation
  - e. Discuss and approve to terminate contract with Fire Recovery for Fire Billing
16. Reports from Planning Council.
17. Other business or **comments from public** to come before the Board.
18. Next regular meeting will be on **November 13, 2025 5:00 PM**
19. Adjourn regular board meeting. President Johnson

Posted by: \_\_\_\_\_ Date and time: \_\_\_\_\_

**TRUSTEE MEETING MINUTES  
OF THE  
BRISTOL KENDALL FIRE PROTECTION DISTRICT  
KENDALL COUNTY, ILLINOIS  
HELD IN THE TRAINING ROOM, 2ND FLOOR  
103 E. BEAVER STREET, YORKVILLE, IL 60560  
THURSDAY, SEPTEMBER 11, 2025**

**REGULAR TRUSTEE'S MEETING**

**BOARD PRESIDENT JOHNSON CALLED THE MEETING TO ORDER AT 4:58 P.M. and  
DETERMINATION OF QUORUM**

Roll Call

Board President Ken Johnson – yea; Board Treasurer Marty Schwartz – yea;  
Board Secretary Dr. Gary Schlapp – absent; Trustee Jeff Farren – yea; Trustee Darin Peterson – yea

Administration present: Fire Chief Jeremy Messersmith, Assistant Chief Scott McCarty, Assistant Chief Ryan Cihak, Fire Marshal Michael Torrence, and Katie Miller (minutes recorder).

Also in attendance was James Howard of Governmental Accounting.

The Pledge of Allegiance was recited. A moment of silence was held for Patriot's Day.

**APPROVE MINUTES OF THE AUGUST 14, 2025 REGULAR TRUSTEE'S MEETING**

Board President Johnson entertained a motion to approve the August 14, 2025 Regular Trustee's Meeting Minutes. Motion to approve by Board Treasurer Schwartz. Seconded by Trustee Farren. All in favor say aye. All those opposed say no. Motion passed.

**APPROVE MINUTES OF THE AUGUST 14, 2025 CLOSED SESSION TRUSTEE'S MEETING**

Board President Johnson entertained a motion to approve the August 14, 2025 Regular Closed Session Trustee's Meeting Minutes. Motion to approve, but not release by Trustee Peterson. Seconded by Trustee Farren. All in favor say aye. All those opposed say no. Motion passed.

**COMMENTS FROM THE PUBLIC**

Trustee Darin Peterson spoke about Patriot's Day and thanked all the first responders.

**DISTRICT BILLS**

The Board List of Bills was presented for approval:

Fire - \$21,009.43; EMS - \$51,365.98; Operations - \$39,150.99; Capital - \$95,608.00; Foreign Fire - \$0.00  
Insurance - \$18,821.00; Online ACH payments - \$76,038.29; Memorial - \$0.00  
Total: \$301,993.69

Board President Johnson entertained a motion to approve the District bills. Motion from Trustee Farren and seconded by Trustee Peterson.

Roll Call

Board President Ken Johnson – yea; Board Treasurer Marty Schwartz – yea;  
Board Secretary Dr. Gary Schlapp – absent; Trustee Jeff Farren – yea; Trustee Darin Peterson – yea  
Motion Carried.

**PAYROLL**

The Payroll Summary Report was presented for a total gross payroll of \$561,215.56 for the month of August 2025 for 2 pay periods.

Board President Johnson entertained a motion to approve the Payroll. Motion from Board Treasurer Schwartz and seconded by Trustee Farren.

Roll Call

Board President Ken Johnson – yea ; Board Treasurer Marty Schwartz – yea;  
Board Secretary Dr. Gary Schlapp – absent; Trustee Jeff Farren – yea; Trustee Darin Peterson – yea  
Motion Carried.

**GOVERNMENTAL ACCOUNTING TO DISCUSS THE FINANCIAL REPORT**

James Howard of Governmental Accounting presented his financial report and read it out loud. His report was placed on file.

**FIRE MARSHAL TORRENCE’S REPORT**

Fire Marshal Torrence's report was presented and placed on file.

**ASSISTANT CHIEF CIHAK’S REPORT**

A/C Cihak’s report was presented and placed on file.

**ASSISTANT CHIEF MCCARTY’S OPERATION REPORT**

A/C McCarty’s report was presented and placed on file.

**FIRE CHIEF MESSERSMITH’S REPORT**

Chief Messersmith’s Fire Chief report was presented and placed on file.

**PURCHASES AND GENERAL BUSINESS**

**A. Open Session Audio Destruction – All recordings prior to June 1, 2025**

Board President Johnson entertained a motion to approve destroying all open session audio recordings from Trustee meetings prior to June 1, 2025. Motion to approve from Trustee Peterson and seconded by Trustee Farren. All in favor say aye. All those opposed say no. Motion passed.

**B. Closed Session Audio Destruction – All recordings prior to March 1, 2024**

Board President Johnson entertained a motion to approve destroying all closed session audio recordings from Trustee meetings prior to March 1, 2024. Motion to approve from Trustee Farren and seconded by Board Treasurer Schwartz. All in favor say aye. All those opposed say no. Motion passed.

**REPORTS FROM YORKVILLE PLANNING COUNCIL**

N/A

**OTHER BUSINESS OR COMMENTS FROM THE PUBLIC TO COME BEFORE THE BOARD**

Fire Commissioner Scott Harmon thanked BKFPD for assisting with their block party.

**NEXT REGULAR TRUSTEE'S MEETING**

The next Regular Trustee's Meeting is scheduled for October 9, 2025 at 5:00 p.m. at 103 E. Beaver Street, Yorkville, IL 60560.

**ADJOURNMENT**

Board President Johnson entertained a motion to adjourn the Regular Trustee's Meeting. Motion by Trustee Peterson and seconded by Board Treasurer Schwartz. All in favor say aye. All those opposed say no. Motion passed.

The Trustee Meeting of September 11, 2025 was adjourned at 5:35 p.m.

Minutes Approved and Accepted:

\_\_\_\_\_  
President

\_\_\_\_\_  
Secretary

**Bristol Kendall Fire Protection District  
Board List of Bills - Fire  
October 2025**

Type	Date	Num	Memo	Account	Amount
Air One Equipment, Inc. Bill	10/09/2025	226773	Inv #226773	5510 Firefighting S...	-170.00
Total Air One Equipment, Inc.					-170.00
Amazon Capital Services					
Bill	10/09/2025	1DKK...	1DKK-HHYC...	5510 Firefighting S...	-30.49
Bill	10/09/2025	1MV4...	1MV4-F1MC...	5510 Firefighting S...	-365.95
Bill	10/09/2025	1NHM...	1NHM-MFH4...	5520 Firefighting E...	-499.35
Bill	10/09/2025	1NHM...	1NHM-MFH4...	5510 Firefighting S...	-229.98
Total Amazon Capital Services					-1,125.77
Aurora Truck Center					
Bill	10/09/2025	264479	Customer #138	5560 Repair & Mai...	-1,715.19
Bill	10/09/2025	264513	Customer #138	5572 R&M Vehicle...	-1,080.88
Total Aurora Truck Center					-2,796.07
Brad Manning Ford, Inc					
Bill	10/09/2025	30503...	305030FOW	5560 Repair & Mai...	-47.30
Total Brad Manning Ford, Inc					-47.30
Chicago Parts and Sound, LLC					
Bill	10/09/2025	40V00...	Customer #79...	5592 R&M Vehicle...	-220.46
Total Chicago Parts and Sound, LLC					-220.46
Fire Service Inc					
Bill	10/09/2025	IL-223...	Shop Supplies	5560 Repair & Mai...	-321.96
Total Fire Service Inc					-321.96
Fleetpride.					
Bill	10/09/2025	12880...	Inv #128602910	5609 R&M - Shop ...	-83.99
Bill	10/09/2025	12915...	Inv #129153752	5560 Repair & Mai...	-17.93
Total Fleetpride.					-101.92
Home Depot Credit Services					
Bill	10/09/2025	09/28/...	Acct # 6035 3...	5530 Station Equip...	-367.94
Bill	10/09/2025	09/28/...	Acct # 6035 3...	5510 Firefighting S...	-466.95
Total Home Depot Credit Services					-834.89
MacQueen Emergency					
Bill	10/09/2025	P35862	P35862	5572 R&M Vehicle...	-346.89
Bill	10/09/2025	P35902	P35902	5566 R&M Vehicle...	-57.12
Total MacQueen Emergency					-404.01
Menards - Yorkville					
Bill	10/09/2025	32314	Acct #316402...	5510 Firefighting S...	-357.71
Bill	10/09/2025	32534	Acct #316402...	5510 Firefighting S...	-139.95
Total Menards - Yorkville					-497.66
Pomp's Tire Service					
Bill	10/09/2025	72013...		5572 R&M Vehicle...	-2,900.16
Total Pomp's Tire Service					-2,900.16
Village of Romeoville Fire Academy {1}					
Bill	10/09/2025	2025...	Inv #2025-656	5700 Education - T...	-900.00
Total Village of Romeoville Fire Academy {1}					-900.00

**Bristol Kendall Fire Protection District  
Board List of Bills - Fire  
October 2025**

Type	Date	Num	Memo	Account	Amount
<b>Yorkville NAPA Auto Parts</b>					
Bill	10/09/2025	396801	Inv #396801	5509 · R&M - Shop ...	-98.60
Bill	10/09/2025	396887	Inv #396887	5560 · Repair & Mai..	-4.64
Bill	10/09/2025	396934	Inv #396934	5572 · R&M Vehicle...	-25.88
Bill	10/09/2025	397232	Inv #397232	5560 · Repair & Mai..	-517.44
Bill	10/09/2025	397250	Inv #397250	5560 Repair & Mai..	-22.74
Total Yorkville NAPA Auto Parts					-669.30
<b>TOTAL</b>					<b>-10,989.50</b>

**Bristol Kendall Fire Protection District  
Board List of Bills - EMS  
October 2025**

Type	Date	Num	Memo	Account	Amount
Air One Equipment, Inc. Bill	10/09/2025	225803	Inv #225803	5610 · Repair & Mai..	-1,092.00
Bill	10/09/2025	226153	Inv #226153	5620 · R&M Person...	-114.50
Total Air One Equipment, Inc					-1,206.50
Amazon Capital Services Bill	10/09/2025	1NHM...	1NHM-MFH4...	5165 · Uniforms & B...	-690.60
Total Amazon Capital Services					-690.60
Chicago Parts and Sound, LLC Bill	10/09/2025	40V00...	Customer #79...	5560 · Repair & Mai...	-51.32
Bill	10/09/2025	40V00...	Customer #79...	5560 · Repair & Mai...	-141.56
Total Chicago Parts and Sound, LLC					-192.88
Fox Valley Metrology. Bill	10/09/2025	10052...	Invoice #1005...	5609 · R&M - Shop ...	-204.65
Total Fox Valley Metrology.					-204.65
Fox Valley Uniform Bill	10/09/2025	2025...	Uniforms	5165 · Uniforms & B...	-1,106.87
Total Fox Valley Uniform					-1,106.87
Grainco FS, Inc. Bill	10/09/2025	09302...		5625 Fuel - Vehicles	-5,497.31
Total Grainco FS, Inc.					-5,497.31
Kendall Printing. Bill	10/09/2025	25-0909	Inv #25-0909	5742 · Public Educa...	-158.00
Total Kendall Printing.					-158.00
Kussmaul Electronics Co., Inc. {1} Bill	10/09/2025	281225	Bill to : BR1010	5560 · Repair & Mai...	-2,745.80
Total Kussmaul Electronics Co., Inc. {1}					-2,745.80
McMaster-Carr Supply Co. {1} Bill	10/09/2025	53077...	Inv #53077938	5609 · R&M - Shop ...	-2,133.34
Total McMaster-Carr Supply Co. {1}					-2,133.34
MES Service Company LLC Bill	10/09/2025	IN234...	Customer #C...	5165 · Uniforms & B...	-117.99
Total MES Service Company LLC					-117.99
MSC Industrial Supply Co Bill	10/09/2025	79360...	Acct #334230...	5560 · Repair & Mai...	-951.66
Total MSC Industrial Supply Co					-951.66
Ottosen Dinolfo Hasenbalg & Castaldo, Ltd Bill	10/09/2025	16624	For Professio...	5130 · Legal & Acco...	-73.50
Total Ottosen Dinolfo Hasenbalg & Castaldo, Ltd					-73.50
Pomp's Tire Service Bill	10/09/2025	72013...		5560 · Repair & Mai...	-1,622.00
Total Pomp's Tire Service					-1,622.00
Precision Mobile Werks, LLC Bill	10/09/2025	250	Inv #250	5560 · Repair & Mai...	-500.00
Total Precision Mobile Werks, LLC					-500.00

**Bristol Kendall Fire Protection District  
Board List of Bills - EMS  
October 2025**

Type	Date	Num	Memo	Account	Amount
<b>Steven's Silkscreening &amp; Embroidery, Inc.</b>					
Bill	10/09/2025	24300	Uniforms	5165 · Uniforms & B...	-816.55
Bill	10/09/2025	24356	Uniforms	5165 · Uniforms & B...	-482.85
Bill	10/09/2025	24378	Uniforms	5165 · Uniforms & B...	-1,948.90
Bill	10/09/2025	24395	Uniforms	5165 · Uniforms & B...	-32.00
Total Steven's Silkscreening & Embroidery, Inc.					-3,280.30
<b>Yorkville Ace &amp; Radio Shack</b>					
Bill	10/09/2025	180680		5608 · R&M Shop S...	-91.97
Total Yorkville Ace & Radio Shack					-91.97
<b>Yorkville NAPA Auto Parts</b>					
Bill	10/09/2025	397149	Inv #397149	5609 · R&M - Shop ...	-16.52
Bill	10/09/2025	397476	Inv #397476	6265 · Medical Supp..	-163.90
Bill	10/09/2025	397954	Inv #397954	5560 · Repair & Mal..	-29.38
Bill	10/09/2025	398129	Inv #398129	5560 · Repair & Mal..	-111.89
Bill	10/09/2025	398215	Inv #398215	5575 · R&M Vehicle ..	-5.62
Bill	10/09/2025	398443	Inv #398443	5625 · Fuel - Vehicles	-188.60
Total Yorkville NAPA Auto Parts					-515.91
<b>TOTAL</b>					<b>-21,089.28</b>

**Bristol Kendall Fire Protection District**  
**Board List of Bills - Operations**  
 September 23 through October 31, 2025

Type	Date	Num	Memo	Account	Amount
<b>Airgas Safety Inc.</b>					
Bill	10/09/2025	55185...	Payer #20021...	6270 · Oxygen	-652.67
Bill	10/09/2025	55185...	Payer #20021...	6270 · Oxygen	-856.34
Bill	10/09/2025	55185...	Payer #20021...	6270 · Oxygen	-485.99
Bill	10/09/2025	91647...	Payer #20021...	6270 · Oxygen	-282.71
Bill	10/09/2025	91647...	Payer #20021...	62703 · Oxygen - 3	-609.75
<b>Total Airgas Safety Inc.</b>					<b>-2,887.46</b>
<b>Alert-All Corp. {1}</b>					
Bill	10/09/2025	W51597	Invoice #W51...	5742 · Public Educa...	-2,573.00
<b>Total Alert-All Corp. {1}</b>					<b>-2,573.00</b>
<b>Amazon Capital Services</b>					
Bill	10/09/2025	1JGY...	1JGY-LNWK...	71003 · Repair & Ma...	-71.93
Bill	10/09/2025	1NV4...	1MV4-FIMC...	5742 · Public Educa...	-434.41
Bill	10/09/2025	1NHM...	1NHM-MFHA...	7100 · Repair & Ma...	-222.62
Bill	10/09/2025	1NHM...	1NHM-MFHA...	5742 · Public Educa...	-532.82
<b>Total Amazon Capital Services</b>					<b>-1,261.78</b>
<b>Bound Tree Medical, LLC</b>					
Bill	10/09/2025	85924...		6265 · Medical Supp...	-636.42
<b>Total Bound Tree Medical, LLC</b>					<b>-636.42</b>
<b>Comcast Business Phones</b>					
Bill	10/09/2025	25301...	Acct #935408...	7060 · Data and Tel...	-483.51
Bill	10/09/2025	25301...	Acct #935408...	7050 · Telephone	
Bill	10/09/2025	25301...	Acct #935408...	7060 · Data and Tel...	-483.51
<b>Total Comcast Business Phones</b>					<b>-967.02</b>
<b>Comcast St 1</b>					
Bill	10/09/2025	09242...	St 1 Cable	70601 · Data and Te...	-86.32
<b>Total Comcast St 1</b>					<b>-86.32</b>
<b>Comcast St 2 Internet</b>					
Bill	10/09/2025	09072...	Acct #8771 2...	70602 · Data and Te...	-10.48
<b>Total Comcast St 2 Internet</b>					<b>-10.48</b>
<b>CTS of Illinois, Inc.</b>					
Bill	10/09/2025	31778	Invoice #31778	71003 · Repair & Ma...	-242.25
Bill	10/09/2025	31181	Invoice #31181	71001 · Repair & Ma...	-634.00
Bill	10/09/2025	31182	Invoice #31182	71002 · Repair & Ma...	-497.00
Bill	10/09/2025	31184	Invoice #31184	71003 · Repair & Ma...	-728.70
Bill	10/09/2025	31924	Invoice #31924	71002 · Repair & Ma...	-182.25
<b>Total CTS of Illinois, Inc.</b>					<b>-2,284.20</b>
<b>DeKane Equipment Corporation</b>					
Bill	10/09/2025	IA03439	Acct #04558	71001 · Repair & Ma...	-751.35
Bill	10/09/2025	IA03576	Acct #04558	71001 · Repair & Ma...	-117.50
<b>Total DeKane Equipment Corporation</b>					<b>-868.85</b>
<b>First Place Rental Inc 1</b>					
Bill	10/09/2025	36407...	Inv #364079-1	71003 · Repair & Ma...	-235.04
<b>Total First Place Rental Inc 1</b>					<b>-235.04</b>
<b>Gette Concrete</b>					
Bill	09/30/2025	612725	ADA/Sidewalk	71103 · Cleaning Su...	-2,250.00
Bill	10/02/2025	61272...	ADA/Sidewalk	71103 · Cleaning Su...	-2,250.00
<b>Total Gette Concrete</b>					<b>-4,500.00</b>

**Bristol Kendall Fire Protection District  
Board List of Bills - Operations  
September 23 through October 31, 2025**

Type	Date	Num	Memo	Account	Amount
<b>Governmental Accounting, LLC</b>					
Bill	10/09/2025	3067	Accounting S...	5130 · Legal & Acco...	-2,850.00
<b>Total Governmental Accounting, LLC</b>					-2,850.00
<b>Kendall Printing.</b>					
Bill	10/09/2025	25-09...	Inv #25-09092	5135 · Station Suppl...	-80.00
Bill	10/09/2025	25-09...	Inv #25-09192	6265 · Medical Suppl...	-413.95
<b>Total Kendall Printing.</b>					-493.95
<b>Menards - Yorkville</b>					
Bill	10/09/2025	32104	Acct #316402...	71003 · Repair & Ma...	-578.04
Bill	10/09/2025	32169	Acct #316402...	5742 · Public Educa...	-86.54
Bill	10/09/2025	32432	Acct #316402...	71103 · Cleaning Su...	-23.96
Bill	10/09/2025	32680	Acct #316402...	71101 · Cleaning Su...	-28.74
Bill	10/09/2025	32790	Acct #316402...	71103 · Cleaning Su...	-146.23
Bill	10/09/2025	32868	Acct #316402...	71102 · Cleaning Su...	-101.95
Bill	10/09/2025	32970	Acct #316402...	5742 · Public Educa...	-23.98
Bill	10/09/2025	32970	Acct #316402...	7100 · Repair & Ma...	-44.95
Bill	10/09/2025	33098	Acct #316402...	5742 · Public Educa...	-7.85
Bill	10/09/2025	33373	Acct #316402...	71003 · Repair & Ma...	-4.36
Bill	10/09/2025	33447	Acct #316402...	5742 · Public Educa...	-79.26
Bill	10/09/2025	33489	Acct #316402...	5742 · Public Educa...	-17.69
Bill	10/09/2025	33504	Acct #316402...	5742 · Public Educa...	-57.40
<b>Total Menards - Yorkville</b>					-1,200.95
<b>North Central Water Rescue</b>					
Bill	10/09/2025	25-0095	Inv #25-0095	5700 · Education - T...	-300.00
<b>Total North Central Water Rescue</b>					-300.00
<b>Office Depot</b>					
Bill	10/09/2025	44077...		5140 · Office Suppli...	-129.92
Bill	10/09/2025	44077...		5135 · Station Suppl...	-107.68
<b>Total Office Depot</b>					-237.60
<b>Paul L Buddy Plumbing &amp; Heating (1)</b>					
Bill	10/09/2025	330996	Inv #330996	71002 · Repair & Ma...	-702.00
Bill	10/09/2025	331038	Inv #331038	71001 · Repair & Ma...	-600.00
Bill	10/09/2025	331027	Inv #331027	71002 · Repair & Ma...	-1,281.00
<b>Total Paul L Buddy Plumbing &amp; Heating (1)</b>					-2,583.00
<b>Pitney Bowes, Inc.</b>					
Bill	10/09/2025	10282...	Acct #8000-9...	5145 · Postage/Shi...	-100.00
<b>Total Pitney Bowes, Inc.</b>					-100.00
<b>Ricoh USA, Inc</b>					
Bill	10/09/2025	10951...	Inv #1095177...	7120 · Copy / Fax L...	-370.00
<b>Total Ricoh USA, Inc</b>					-370.00
<b>Stryker</b>					
Bill	10/09/2025	92101...	Acct #201327...	6260 · Medical Supp...	-351.92
<b>Total Stryker</b>					-351.92
<b>T-Mobile</b>					
Bill	10/09/2025	8/21/2...	Acct #205037...	7060 · Data and Tel...	-363.00
Bill	10/09/2025	10/13/...	Acct #999675...	7060 · Telephone	-1,392.89
<b>Total T-Mobile</b>					-1,755.89

**Bristol Kendall Fire Protection District  
Board List of Bills - Operations  
September 23 through October 31, 2025**

Type	Date	Num	Memo	Account	Amount
<b>Unique Products &amp; Service Corp.</b>					
Bill	10/09/2025	487902		71101 - Cleaning Su...	-378.25
Bill	10/09/2025	487997		71102 - Cleaning Su...	-700.80
Bill	10/09/2025	488467		71103 - Cleaning Su...	-237.51
Bill	10/09/2025	48799...		71101 - Cleaning Su...	-212.02
Total Unique Products & Service Corp.					-1,528.58
<b>Yorkville-Bristol Sanitary District</b>					
Bill	09/23/2025	10354...	Account #50-0	70301 Sewer & W...	-1,059.50
Bill	09/23/2025	57887...	Account #379-0	70302 Sewer & W...	-672.50
Bill	09/23/2025	62025...	Account #412-0	70303 Sewer & W...	-687.50
Bill	09/23/2025	62025...	Account #413-0	70303 Sewer & W...	-642.50
Total Yorkville-Bristol Sanitary District					-3,072.00
<b>Yorkville NAPA Auto Parts</b>					
Bill	10/09/2025	397317	Inv #397317	71101 - Cleaning Su...	-7.30
Total Yorkville NAPA Auto Parts					-7.30
<b>Zoll Medical Corporation</b>					
Bill	10/09/2025	4305259	Medical Suppl...	6260 - Medical Supp...	-1,314.00
Bill	10/09/2025	4311629	Medical Suppl...	6265 - Medical Supp...	-554.80
Bill	10/09/2025	4314933	Medical Suppl...	6265 - Medical Supp...	-132.02
Bill	10/09/2025	4317496	Medical Suppl...	6280 - Medical Supp...	-302.95
Total Zoll Medical Corporation					-2,303.77
<b>TOTAL</b>					<b>-32,982.02</b>

**Bristol Kendall Fire Protection District  
Board List of Bills - Capital  
September 23 through October 31, 2025**

Type	Date	Num	Memo	Account	Amount
Air One Equipment, Inc.					
Bill	10/09/2025	225867	Inv #225967	8160 · PPE Capital	-2,095.00
Bill	10/09/2025	226237	Inv #226237	8160 · PPE Capital	-579.00
Bill	10/09/2025	226401	Inv #226401	8160 · PPE Capital	-272.00
Total Air One Equipment, Inc.					-2,946.00
Amazon Capital Services					
Bill	10/09/2025	1NHM...	1NHM-MFH4...	8285 · Computer Eq...	-1,971.95
Total Amazon Capital Services					-1,971.95
Dive Right in Scuba					
Bill	10/09/2025	265742	Inv #265742	8160 · PPE Capital	-2,999.25
Total Dive Right in Scuba					-2,999.25
Paul L Buddy Plumbing & Heating (1)					
Bill	10/09/2025	330896	Inv #330896	8000 · Capital Proje ..	-19,050.00
Total Paul L Buddy Plumbing & Heating (1)					-19,050.00
Wiesbrook Sheet Metal, Inc.					
Bill	09/23/2025	FGMA...	FGMA #24-40...	8000 · Capital Proje...	-88,487.82
Total Wiesbrook Sheet Metal, Inc.					-88,487.82
<b>TOTAL</b>					<b>-115,455.02</b>

Bristol Kendall Fire Protection District  
 Board List of Bills - Insurance  
 October 2025

Type	Date	Num	Memo	Account	Amount
Illinois Public Risk Fund Bill	10/09/2025	99987	Acct #588-00...	7750 - Workmens C...	-18,819.00
Total Illinois Public Risk Fund					-18,819.00
<b>TOTAL</b>					<b>-18,819.00</b>

# General Journal Transaction

## September 30, 2025

Num	Name	Memo	Account	Class	Debit	Credit
AP Pa...	Wex Bank	Online Payme...	5625 · Fuel - Vehicles	01 - Fire	1,273.56	
	Wex Bank	Online Payme...	5625 · Fuel - Vehicles	01 - Fire	0.00	
	Wex Bank	Online Payme...	1111 · Chk - Fire	01 - Fire	0.00	
	AFLAC	Online Payme...	3123 · Aflac	01 - Fire	5,804.80	
	Blue Cross Blue Shi...	Online Payme...	7740 · Health Insura...	01 - Fire	44,869.72	
	Nicor Gas	Online Payme...	70201 · Gas - 1	04 - Oper...	325.72	
	Nicor St 2	Online Payme...	70202 · Gas - 2	04 - Oper...	131.06	
	Nicor St 3	Online Payme...	70203 · Gas - 3	04 - Oper...	230.72	
	Principal Life Insura...	Online Payme...	7740 · Health Insura...	01 - Fire	5,348.07	
	Comcast Business P...	Online Payme...	70501 · Telephone - 1	04 - Oper...	0.00	
	Comcast Business P...	Online Payme...	70502 · Telephone - 2	04 - Oper...	0.00	
	Comcast Business P...	Online Payme...	70503 · Telephone - 3	04 - Oper...	0.00	
	Comcast Business P...	Online Payme...	70601 · Data and Te...	04 - Oper...	0.00	
	Comcast Business P...	Online Payme...	70602 · Data and Te...	04 - Oper...	0.00	
	Comcast Business P...	Online Payme...	70603 · Date and Te...	04 - Oper...	0.00	
	Comcast Business P...	Online Payme...	1111 · Chk - Fire	04 - Oper...	0.00	
	Comcast St 2	Online Payme...	70502 · Telephone - 2	04 - Oper...	0.00	
	Comcast St 2	Online Payme...	1111 · Chk - Fire	04 - Oper...	0.00	
	ComEd St 1	Online Payme...	70101 · Electric - 1	04 - Oper...	1,870.91	
	ComEd St 2	Online Payme...	70102 · Electric - 2	04 - Oper...	920.62	
	ComEd St 3	Online Payme...	70103 · Electric - 3	04 - Oper...	1,283.51	
	ComEd St 3	Online Payme...	1111 · Chk - Fire	04 - Oper...		1,283.51
	United City of Yorkvil...	Online Payme...	70301 · Sewer & Wa...	04 - Oper...	0.00	
	United City of Yorkvil...	Online Payme...	70302 · Sewer & Wa...	04 - Oper...	0.00	
	United City of Yorkvil...	Online Payme...	70303 · Sewer & Wa...	04 - Oper...	0.00	
	AT&T	Online Payme...	70501 · Telephone - 1	04 - Oper...	728.21	
	Cinergy Metronet	Online Payme...	70501 · Telephone - 1	04 - Oper...	3,367.92	
	Transamerica - VEBA	Online Payme...	7740 · Health Insura...	01 - Fire	3,197.70	
	Wex Bank	Online Payme...	1111 · Chk - Fire	01 - Fire		1,273.56
	AFLAC	Online Payme...	1111 · Chk - Fire	01 - Fire		5,804.80
	Blue Cross Blue Shi...	Online Payme...	1111 · Chk - Fire	01 - Fire		44,869.72
	Nicor Gas	Online Payme...	1111 · Chk - Fire	04 - Oper...		325.72
	Nicor St 2	Online Payme...	1111 · Chk - Fire	04 - Oper...		131.06
	Nicor St 3	Online Payme...	1111 · Chk - Fire	04 - Oper...		230.72
	Principal Life Insura...	Online Payme...	1111 · Chk - Fire	01 - Fire		5,348.07
	ComEd St 1	Online Payme...	1111 · Chk - Fire	04 - Oper...		1,870.91
	ComEd St 2	Online Payme...	1111 · Chk - Fire	04 - Oper...		920.62
	United City of Yorkvil...	Online Payme...	1111 · Chk - Fire	04 - Oper...	0.00	
	United City of Yorkvil...	Online Payme...	1111 · Chk - Fire	04 - Oper...	0.00	
	United City of Yorkvil...	Online Payme...	1111 · Chk - Fire	04 - Oper...	0.00	
	AT&T	Online Payme...	1111 · Chk - Fire	04 - Oper...		728.21
	Cinergy Metronet	Online Payme...	1111 · Chk - Fire	04 - Oper...		3,367.92
	Transamerica - VEBA	Online Payme...	1111 · Chk - Fire	01 - Fire		3,197.70
	Cintas Corporation L...	Online Payme...	5167 · Uniforms - M...	01 - Fire		728.21
	Cintas Corporation L...	Online Payme...	1111 · Chk - Fire	04 - Oper...		3,367.92
					425.36	
						425.36
					69,777.88	
					69,777.88	
						69,777.88

TOTAL

2:37 AM

10/07/25

Accrual Basis

# General Journal Transaction September 4, 2025

Num	Name	Memo	Account	Class	Debit	Credit
9/4/25 ...		Chief Officers ...	5011 · Salaries	01 - Fire	9,041.66	
		Chief Officers ...	5011 · Salaries	03 - EMS	9,041.66	
		Officer Comp...	5020 · Officer Comp...	01 - Fire	0.00	
		Loss Preventi...	5020 · Officer Comp...	03 - EMS	0.00	
		REG	5011 · Salaries	01 - Fire	64,312.28	
		REG	5011 · Salaries	03 - EMS	64,312.28	
		Retention Bo...	5010 · Full Time Sal...	01 - Fire	0.00	
		Retention Bo...	5010 · Full Time Sal...	03 - EMS	0.00	
		Retro Bonus	5010 · Full Time Sal...	01 - Fire	0.00	
		Retro Bonus	5010 · Full Time Sal...	03 - EMS	0.00	
		Insurance Opt...	5011 · Salaries	01 - Fire	809.66	
		Insurance Opt...	5011 · Salaries	03 - EMS	809.66	
		EMSC	5023 · CPR - Instruct...	03 - EMS	0.00	
		SCBA	5036 · Rescue Task ...	01 - Fire	0.00	
		WATER	5041 · Swift Water R...	01 - Fire	0.00	
		OT	5011 · Salaries	01 - Fire	5,739.83	
		OT	5011 · Salaries	03 - EMS	5,739.83	
		40FF	5010 · Full Time Sal...	01 - Fire	0.00	
		40FF	5010 · Full Time Sal...	03 - EMS	0.00	
		7G	5011 · Salaries	01 - Fire	1,479.08	
		7G	5011 · Salaries	03 - EMS	1,479.08	
		AL	5011 · Salaries	01 - Fire	404.25	
		AL	5011 · Salaries	03 - EMS	404.25	
		Holiday	5010 · Full Time Sal...	01 - Fire	0.00	
		Holiday	5010 · Full Time Sal...	03 - EMS	0.00	
		CUSAR	5010 · Full Time Sal...	01 - Fire	0.00	
		CUSAR	5010 · Full Time Sal...	03 - EMS	0.00	
		CHOL	5010 · Full Time Sal...	01 - Fire	0.00	
		CHOL	5010 · Full Time Sal...	03 - EMS	0.00	
		FFCSS	5010 · Full Time Sal...	01 - Fire	0.00	
		Mechanic Co...	5042 · Mechanic Co...	01 - Fire	0.00	
		Physical	5025 · Part Time Co...	01 - Fire	0.00	
		Paid on Call C...	5025 · Part Time Co...	01 - Fire	0.00	
		Part Time Co...	5011 · Salaries	01 - Fire	0.00	
		Part Time Co...	5011 · Salaries	03 - EMS	0.00	
		Training Offic...	5022 · Training Offic...	01 - Fire	13,719.82	
		Pub Ed	5038 · Public Educat...	01 - Fire	0.00	
		TRT	5037 · Technical Re...	01 - Fire	0.00	
		IT	5010 · Full Time Sal...	01 - Fire	0.00	
		IT	5010 · Full Time Sal...	03 - EMS	0.00	
		Sick/Vacation ...	5011 · Salaries	01 - Fire	1,643.12	
		Sick/Vacation ...	5011 · Salaries	03 - EMS	1,643.12	
		CPR Compen...	5023 · CPR - Instruct...	01 - Fire	0.00	
		Sick	5011 · Salaries	01 - Fire	4,671.06	
		Sick	5011 · Salaries	03 - EMS	4,671.06	
		Holiday	5025 · Part Time Co...	01 - Fire	0.00	
		Vacation	5011 · Salaries	01 - Fire	4,404.48	
		Vacation	5011 · Salaries	03 - EMS	4,404.48	
		1099	5025 · Part Time Co...	01 - Fire	0.00	
		COMP	5011 · Salaries	01 - Fire	1,713.49	
		COMP	5011 · Salaries	03 - EMS	1,713.49	
		COMP	5042 · Mechanic Co...	01 - Fire	0.00	
		FIRE	5039 · Fire Investiga...	01 - Fire	0.00	
		401K	3127 · PX401	01 - Fire	0.00	
		Garnishments	3124 · GPS Garnish...	01 - Fire	0.00	
		Pension	3121 · 414h Pension	01 - Fire	0.00	
		Garnishments	3124 · GPS Garnish...	01 - Fire	0.00	
		Medicare	3128 · EE Social Se...	01 - Fire	2,946.51	
		Social Security	3128 · EE Social Se...	01 - Fire	4,004.87	
		Fed Income Tax	3129 · Federal Inco...	01 - Fire	12,048.14	
		IL Income Tax	3130 · IL Income Tax	01 - Fire	20,551.36	
		ER Med	5065 · Social Secur...	01 - Fire	8,927.57	
		ER SS	5065 · Social Secur...	01 - Fire	2,946.51	
		Pension	3121 · 414h Pension	01 - Fire	4,004.87	
		Pension	3121 · 414h Pension	01 - Fire	12,048.14	
		Chief Officer ...	5030 · Chief Officers...	01 - Fire	0.00	
		Chief Officer ...	5030 · Chief Officers...	03 - EMS	0.00	
		HSA Vision 457	3122 · 457 EE Pretax	01 - Fire	15,774.54	
		Payroll Billing ...	5060 · Payroll Service	01 - Fire	0.00	
		457	3122 · 457 EE Pretax	01 - Fire	236.17	
		457B	3122 · 457 EE Pretax	01 - Fire	0.00	

StrongPay

2,208.15  
6,864.42

2:37 AM

10/07/25

Accrual Basis

# General Journal Transaction

September 4, 2025

Num	Name	Memo	Account	Class	Debit	Credit
		457LI	3122 - 457 EE Pretax	01 - Fire		208.09
		457R	3122 - 457 EE Pretax	01 - Fire		5,976.97
		Aflac	3123 - Aflac	01 - Fire		953.28
		Aflac	3123 - Aflac	01 - Fire		1,787.74
		IMRF	3126 - IMRF	01 - Fire		655.23
		IMRF	3126 - IMRF	01 - Fire		655.22
		Medical	3125 - Health	01 - Fire		4,725.25
		Pension	3121 - 414th Pension	01 - Fire		12,048.14
		Medicare	3128 - EE Social Se...	01 - Fire		2,946.51
		Social Security	3128 - EE Social Se...	01 - Fire		4,004.87
		Fed Income Tax	3129 - Federal Inco...	01 - Fire		20,551.36
		IL Income Tax	3130 - IL Income Tax	01 - Fire		8,927.57
		Direct Deposit...	1111 - Chk - Fire	01 - Fire	67,392.39	
		Direct Deposit...	1111 - Chk - Fire	01 - Fire	67,392.39	
		Tax Liability	1111 - Chk - Fire	01 - Fire	43,381.64	
		Pension	1111 - Chk - Fire	01 - Fire	30,393.83	
		VEBA	7740 - Health Insura...	01 - Fire	1,604.24	
		Payroll Billing ...	1111 - Chk - Fire	01 - Fire	238.17	
	StrongPay				282,915.46	282,915.46
					<u>282,915.46</u>	<u>282,915.46</u>
					<u>282,915.46</u>	<u>282,915.46</u>

TOTAL

# General Journal Transaction

## September 18, 2025

Num	Name	Memo	Account	Class	Debit	Credit
9/18/2...		Chief Officers ...	5011 · Salaries	01 - Fire	9,041.66	
		Chief Officers ...	5011 · Salaries	03 - EMS	9,041.66	
		Officer Comp...	5020 · Officer Comp...	01 - Fire	0.00	
		Loss Preventi...	5020 · Officer Comp...	03 - EMS	0.00	
		REG	5011 · Salaries	01 - Fire	61,960.14	
		REG	5011 · Salaries	03 - EMS	61,960.14	
		Retension Bo...	5010 · Full Time Sal...	01 - Fire	0.00	
		Retension Bo...	5010 · Full Time Sal...	03 - EMS	0.00	
		Retro Bonus	5010 · Full Time Sal...	01 - Fire	0.00	
		Retro Bonus	5010 · Full Time Sal...	03 - EMS	0.00	
		Insurance Opt...	5011 · Salaries	01 - Fire	809.66	
		Insurance Opt...	5011 · Salaries	03 - EMS	809.65	
		EMSC	5023 · CPR - Instruct...	03 - EMS	0.00	
		SCBA	5036 · Rescue Task ...	01 - Fire	0.00	
		WATER	5041 · Swift Water R...	01 - Fire	0.00	
		OT	5011 · Salaries	01 - Fire	9,644.08	
		OT	5011 · Salaries	03 - EMS	9,644.08	
		40FF	5010 · Full Time Sal...	01 - Fire	0.00	
		40FF	5010 · Full Time Sal...	03 - EMS	0.00	
		7G	5011 · Salaries	01 - Fire	1,512.04	
		7G	5011 · Salaries	03 - EMS	1,512.04	
		AL	5011 · Salaries	01 - Fire	171.50	
		AL	5011 · Salaries	03 - EMS	171.50	
		Holiday	5011 · Salaries	01 - Fire	1,795.34	
		Holiday	5011 · Salaries	03 - EMS	1,795.33	
		CUSAR	5010 · Full Time Sal...	01 - Fire	0.00	
		CHOL	5010 · Full Time Sal...	01 - Fire	0.00	
		FFCSS	5010 · Full Time Sal...	01 - Fire	0.00	
		Mechanic Co...	5042 · Mechanic Co...	01 - Fire	0.00	
		Physical	5025 · Part Time Co...	01 - Fire	0.00	
		Paid on Call C...	5025 · Part Time Co...	01 - Fire	0.00	
		Part Time Co...	5011 · Salaries	01 - Fire	13,156.13	
		Part Time Co...	5011 · Salaries	03 - EMS	13,156.12	
		Training Offic...	5022 · Training Offic...	01 - Fire	0.00	
		Pub Ed	5038 · Public Educat...	01 - Fire	0.00	
		TRT	5037 · Technical Re...	01 - Fire	0.00	
		IT	5010 · Full Time Sal...	01 - Fire	0.00	
		IT	5010 · Full Time Sal...	03 - EMS	0.00	
		Sick/Vacation ...	5011 · Salaries	01 - Fire	0.00	
		Sick/Vacation ...	5011 · Salaries	03 - EMS	0.00	
		CPR Compen...	5023 · CPR - Instruct...	01 - Fire	0.00	
		Sick	5011 · Salaries	01 - Fire	1,574.74	
		Sick	5011 · Salaries	03 - EMS	1,574.74	
		Holiday	5025 · Part Time Co...	01 - Fire	0.00	
		Vacation	5011 · Salaries	01 - Fire	13,383.33	
		Vacation	5011 · Salaries	03 - EMS	13,383.33	
		1099	5030 · Chief Officers...	01 - Fire	0.00	
		COMP	5025 · Part Time Co...	01 - Fire	0.00	
		COMP	5011 · Salaries	01 - Fire	264.00	
		COMP	5011 · Salaries	03 - EMS	264.00	

# General Journal Transaction

## September 18, 2025

Num	Name	Memo	Account	Class	Debit	Credit
		COMP	5042 · Mechanic Co...	01 - Fire	0.00	
		FIRE	5039 · Fire Investiga...	01 - Fire	0.00	
		401K	3127 · PX401	01 - Fire	0.00	
		Garnishments	3124 · GPS Garnish...	01 - Fire	0.00	
		Pension	3121 · 414h Pension	01 - Fire	0.00	
		Garnishments	3124 · GPS Garnish...	01 - Fire	0.00	
		Medicare	3128 · EE Social Se...	01 - Fire	2,974.01	
		Social Security	3128 · EE Social Se...	01 - Fire	3,931.45	
		Fed Income Tax	3129 · Federal Inco...	01 - Fire	22,263.04	
		IL Income Tax	3130 · IL Income Tax	01 - Fire	9,047.17	
		ER Med	5065 · Social Securit...	01 - Fire	2,974.01	
		ER SS	5065 · Social Securit...	01 - Fire	3,931.45	
		Pension	3121 · 414h Pension	01 - Fire	11,826.20	
		Pension	3121 · 414h Pension	01 - Fire	0.00	
		Chief Officer ...	5030 · Chief Officers...	01 - Fire	0.00	
		Chief Officer ...	5030 · Chief Officers...	03 - EMS	0.00	
		HSA Vision 457	3122 · 457 EE Pretax	01 - Fire	15,287.27	
	StrongPay	Payroll Billing ...	5060 · Payroll Service	01 - Fire	229.17	
		457	3122 · 457 EE Pretax	01 - Fire		1,787.86
		457B	3122 · 457 EE Pretax	01 - Fire		6,620.60
		457LI	3122 · 457 EE Pretax	01 - Fire		208.09
		457R	3122 · 457 EE Pretax	01 - Fire		6,153.81
		Aflac	3123 · Aflac	01 - Fire		953.28
		Aflac	3123 · Aflac	01 - Fire		1,753.51
		IMRF	3126 · IMRF	01 - Fire		630.59
		IMRF	3126 · IMRF	01 - Fire		630.59
		Medical	3125 · Health	01 - Fire		4,637.54
		Pension	3121 · 414h Pension	01 - Fire		11,826.20
		Medicare	3128 · EE Social Se...	01 - Fire		2,974.01
		Social Security	3128 · EE Social Se...	01 - Fire		3,931.45
		Fed Income Tax	3129 · Federal Inco...	01 - Fire		22,263.04
		IL Income Tax	3130 · IL Income Tax	01 - Fire		9,047.17
		Direct Deposit...	1111 · Chk - Fire	01 - Fire		67,854.75
		Direct Deposit...	1111 · Chk - Fire	01 - Fire		67,854.74
		Tax Liability	1111 · Chk - Fire	01 - Fire		45,121.17
		Pension	1111 · Chk - Fire	01 - Fire		29,634.62
		VEBA	7740 · Health Insura...	01 - Fire		1,593.46
	StrongPay	Payroll Billing ...	1111 · Chk - Fire	01 - Fire		229.17
					285,705.65	285,705.65
					285,705.65	285,705.65

# Financial Report

For the 5 Month(s) Ended September 30, 2025  
FISCAL YEAR 2026



**BRISTOL-KENDALL FIRE PROTECTION DISTRICT**

Budget vs. Actual Summary

For the 5 Month(s) Ended September 30, 2025

42% of Fiscal Year

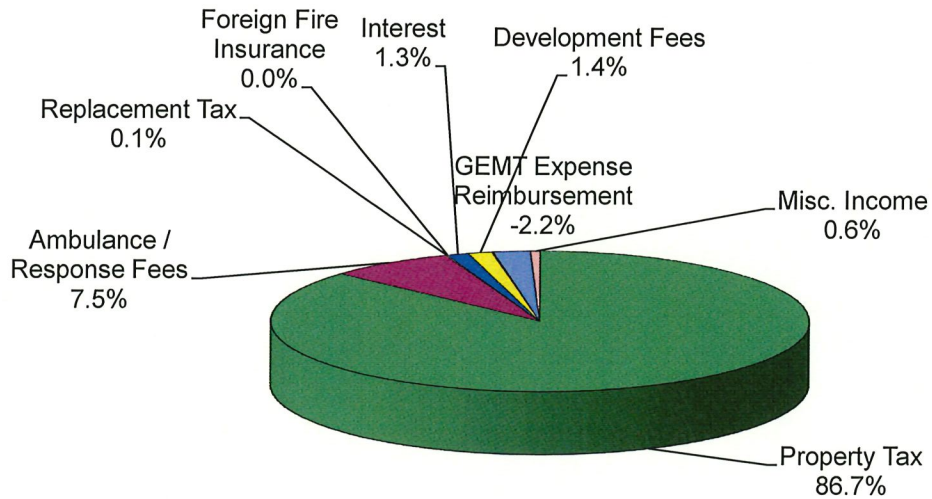
Account Description	Total Actual	Total Budget	% of Budget
<b>REVENUE</b>			
Property Tax	8,486,252	8,646,000	98.2%
Ambulance / Response Fees	737,507	1,865,000	39.5%
Replacement Tax	11,636	65,000	17.9%
Foreign Fire Insurance	-	70,000	0.0%
Interest	128,232	175,000	73.3%
Development Fees	139,617	125,000	111.7%
Donations	-	-	0.0%
Plan Review / CPR /Report Fees	9,377	15,000	62.5%
GEMT Expense Reimbursement	(218,995)	(500,000)	43.8%
Sale of Assets	-	-	0.0%
Misc. Income	56,282	60,000	93.8%
Transfer From Fund	-	4,570,140	0.0%
Loan Proceeds	-	-	0.0%
Grants	22,915	485,000	4.7%
Actual Revenues	9,385,949	15,576,140	60.3%
Budgeted Revenues	15,576,140		
% Diff	60%		
<b>EXPENDITURES</b>			
Personnel	2,529,889	7,317,175	34.6%
Pension Fund Contribution	650,000	650,000	100.0%
Equipment	31,742	147,550	21.5%
R&M	222,526	469,090	47.4%
Administrative	189,916	505,995	37.5%
Medical Supplies	19,719	58,500	33.7%
Utilities	73,940	202,500	36.5%
Insurance	74,215	315,000	23.6%
Foreign Fire	59,919	70,000	85.6%
Memorial Expense	1,011	7,000	14.4%
Actual Expenditures	3,852,877	9,742,810	39.5%
Budgeted Expenditures	9,742,810		
% Diff	40%		
<b>SURPLUS / (DEFICIT) FROM OPERATIONS</b>	5,533,072	5,833,330	94.9%
<b>CAPITAL EXPENDITURES</b>			
Capital Projects	786,954	2,115,225	37.2%
Transfer To Funds	-	4,570,140	0.0%
Actual Expenditures	786,954	6,685,365	11.8%
Budgeted Expenditures	6,685,365		
% Diff	12%		
<b>TOTAL SURPLUS / (DEFICIT)</b>	4,746,118	(852,035)	-557.0%
BEGINNING FUND BALANCE	10,068,081		
ENDING FUND BALANCE	14,814,199		

# BRISTOL-KENDALL FIRE PROTECTION DISTRICT

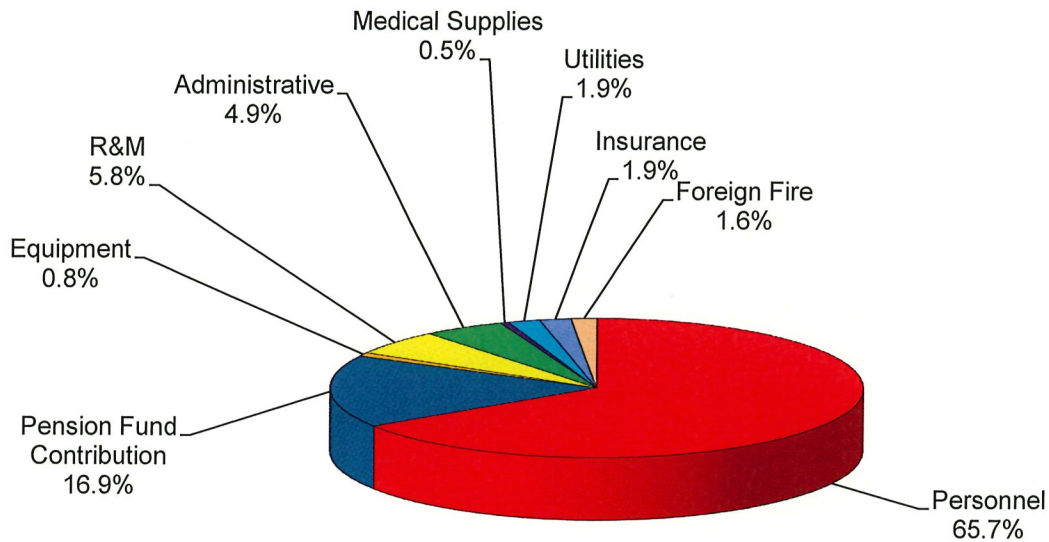
Budget vs. Actual Summary

For the 5 Month(s) Ended September 30, 2025

## Revenue Distribution

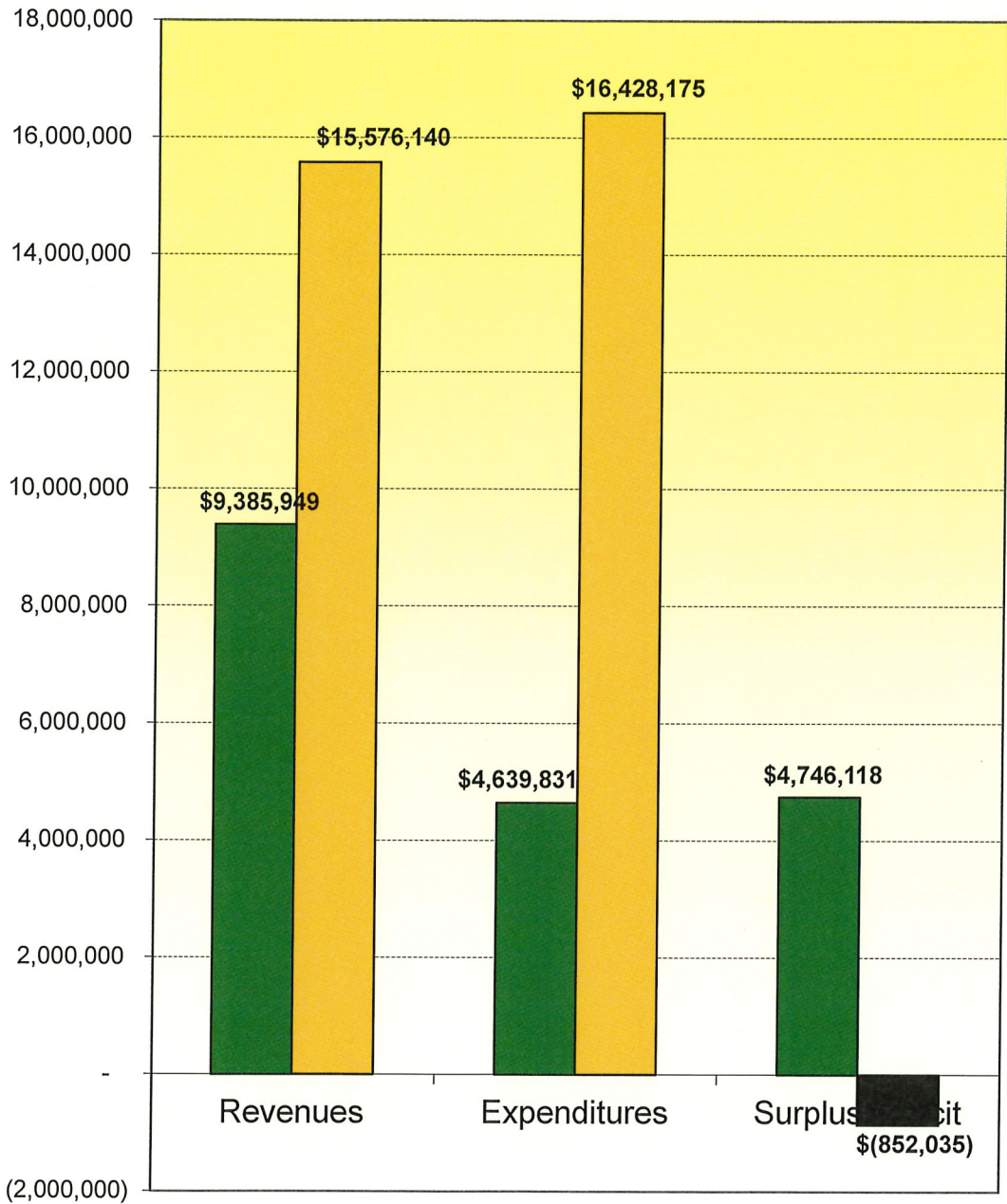


## Operational Expenditure Distribution



**BRISTOL-KENDALL FIRE PROTECTION DISTRICT**

Budget vs. Actual Summary  
 For the 5 Month(s) Ended September 30, 2025



**BRISTOL-KENDALL FIRE PROTECTION DISTRICT**  
 Budget vs. Actual Summary  
 For the 5 Month(s) Ended September 30, 2025

42% of Fiscal Year										
Account Description	Fire	EMS	Insurance	Operations	FFIB	Capital	Memorial	Total Actual	Total Budget	% of Budget
<b>REVENUE</b>										
Property Tax	4,486,121	3,777,256	222,874	-	-	-	-	8,486,252	8,646,000	98%
Ambulance / Response Fees	5,471	732,036	-	-	-	-	-	737,507	1,865,000	40%
Pension Fund Contributions	-	-	-	-	-	-	-	-	-	0%
Replacement Tax	11,636	-	-	-	-	-	-	11,636	65,000	18%
Foreign Fire Insurance	-	-	-	-	-	-	-	-	70,000	0%
Interest	47,815	1,606	-	-	1,750	76,989	72	128,232	175,000	73%
Unrealized Gain/Loss	34,462	-	-	-	-	(21,336)	-	13,126	-	0%
Development Fees	139,617	-	-	-	-	-	-	139,617	125,000	112%
Health Insurance WH	-	-	-	-	-	-	-	-	-	0%
Employee Pension Contribution	-	-	-	-	-	-	-	-	-	0%
IITF Reimbursement	-	-	-	-	-	-	-	-	-	0%
Donations	-	-	-	-	-	-	-	-	-	0%
Plan Review / CPR /Report Fees	9,377	-	-	-	-	-	-	9,377	15,000	63%
GEMT Expense Reimbursement	-	(218,995)	-	-	-	-	-	(218,995)	(500,000)	44%
Sale of Assets	-	-	-	-	-	-	-	-	-	0%
Transfer From Fund	-	-	-	-	-	-	-	-	4,570,140	0%
Loan Proceeds	-	-	-	-	-	-	-	-	-	0%
Grants	-	-	-	-	-	22,915	-	22,915	485,000	5%
Misc. Income	38,480	-	14,802	-	-	3,000	-	56,282	60,000	94%
<b>Actual Revenues</b>	<b>4,772,980</b>	<b>4,291,903</b>	<b>237,676</b>	<b>-</b>	<b>1,750</b>	<b>81,568</b>	<b>72</b>	<b>9,385,949</b>	<b>15,576,140</b>	<b>60%</b>
<b>Budgeted Revenues</b>	<b>4,457,000</b>	<b>5,204,000</b>	<b>689,950</b>	<b>242,000</b>	<b>4,913,190</b>	<b>70,000</b>	<b>-</b>	<b>15,576,140</b>		
<b>% Diff</b>	<b>107%</b>	<b>82%</b>	<b>34%</b>	<b>0%</b>	<b>0%</b>	<b>117%</b>	<b>0%</b>	<b>60%</b>		
<b>OPERATING EXPENDITURES</b>										
Personnel	1,472,480	1,057,409	-	-	-	-	-	2,529,889	7,317,175	35%
Pension Fund Contribution	325,000	325,000	-	-	-	-	-	650,000	650,000	100%
Equipment	25,322	5,831	-	589	-	-	-	31,742	147,550	22%
R&M	130,051	43,231	-	49,244	-	-	-	222,526	469,099	47%
Administrative	4,986	685	-	183,852	-	394	-	189,916	505,995	38%
Medical Supplies	-	7,903	-	11,816	-	-	-	19,719	58,500	34%
Utilities	-	-	-	73,940	-	-	-	73,940	202,500	37%
Insurance	-	-	71,435	2,780	-	-	-	74,215	315,000	24%
Foreign Fire	-	-	-	-	59,919	-	-	59,919	70,000	86%
Memorial Expense	-	-	-	-	-	-	1,011	1,011	7,000,000	14%
<b>Actual Expenditures</b>	<b>1,957,839</b>	<b>1,440,059</b>	<b>71,435</b>	<b>322,220</b>	<b>59,919</b>	<b>394</b>	<b>1,011</b>	<b>3,852,877</b>	<b>9,742,810</b>	<b>40%</b>
<b>Budgeted Expenditures</b>	<b>4,332,930</b>	<b>4,257,930</b>	<b>759,950</b>	<b>315,000</b>	<b>-</b>	<b>70,000</b>	<b>7,000</b>	<b>9,742,810</b>		
<b>% Diff</b>	<b>45%</b>	<b>34%</b>	<b>9%</b>	<b>102%</b>	<b>0%</b>	<b>1%</b>	<b>14%</b>	<b>40%</b>		
<b>SURPLUS / (DEFICIT)</b>										
	2,815,140	2,851,845	166,241	(322,220)	(58,169)	81,175	(939)	5,533,072	5,833,330	95%
<b>CAPITAL EXPENDITURES</b>										
Capital Projects	-	-	-	2,478	-	784,476	-	786,954	2,115,225	37%
Debt Service	-	-	-	-	-	-	-	-	-	0%
Transfer To Funds	-	-	-	-	-	-	-	-	4,570,140	0%
<b>Actual Expenditures</b>	<b>-</b>	<b>-</b>	<b>-</b>	<b>2,478</b>	<b>-</b>	<b>784,476</b>	<b>-</b>	<b>786,954</b>	<b>6,685,365</b>	<b>12%</b>
<b>Budgeted Expenditures</b>	<b>2,124,070</b>	<b>2,446,070</b>	<b>-</b>	<b>-</b>	<b>2,115,225</b>	<b>-</b>	<b>-</b>	<b>6,685,365</b>		
<b>% Diff</b>	<b>0%</b>	<b>0%</b>	<b>0%</b>	<b>0%</b>	<b>0%</b>	<b>0%</b>	<b>0%</b>	<b>12%</b>		
<b>TOTAL SURPLUS / (DEFICIT)</b>	<b>2,815,140</b>	<b>2,851,845</b>	<b>166,241</b>	<b>(324,699)</b>	<b>(58,169)</b>	<b>(703,301)</b>	<b>(939)</b>	<b>4,746,118</b>	<b>(852,035)</b>	
<b>BEG FUND BAL</b>	<b>4,033,063</b>	<b>3,222,495</b>	<b>367,245</b>	<b>514,906</b>	<b>196,583</b>	<b>1,722,112</b>	<b>11,677</b>	<b>10,068,081</b>		
<b>END FUND BAL</b>	<b>6,848,203</b>	<b>6,074,340</b>	<b>533,486</b>	<b>190,207</b>	<b>138,414</b>	<b>1,018,811</b>	<b>10,738</b>	<b>14,814,199</b>		
<b>Fund Bal to Exp Ratio</b>	<b>350%</b>	<b>422%</b>	<b>747%</b>	<b>59%</b>	<b>n/a</b>	<b>n/a</b>	<b>1062%</b>	<b>319%</b>		

**BRISTOL-KENDALL FIRE PROTECTION DISTRICT**  
**Budget vs. Actual Detail**  
**September 30, 2025**

	<u>Monthly Total</u>	<u>Monthly Budget</u>	<u>YTD Total</u>	<u>YTD Budget</u>	<u>\$ Over Budget</u>	<u>% of Budget</u>
<b>Revenues</b>						
4011 · Tax Levy	3,471,212.38	720,500.00	8,486,251.96	8,646,000.00	-159,748.04	98.15%
4031 · Replacement Tax	0.00	5,416.67	11,635.50	65,000.00	-53,364.50	17.9%
4041 · Foreign Fire Insurance Tax (2%)	0.00	5,833.33	0.00	70,000.00	-70,000.00	0.0%
4224 · Interest - Money Market	23,011.65	14,583.33	128,231.85	175,000.00	-46,768.15	73.28%
4225 · Gain/Loss From Investments	11,926.26	0.00	13,126.04	0.00	13,126.04	100.0%
4310 · Transfer-In	0.00	380,845.00	0.00	4,570,140.00	-4,570,140.00	0.0%
4301 · Development Fees-Yorkville	32,500.00	10,416.67	139,617.30	125,000.00	14,617.30	111.69%
4605 · Response Fees	203,540.32	155,416.67	737,507.21	1,865,000.00	-1,127,492.79	39.55%
4610 · Plan Review / Permit Fees	500.00	1,250.00	9,377.00	15,000.00	-5,623.00	62.51%
4624 · Training Reimbursements	0.00	0.00	2,250.00	0.00	0.00	100.0%
4630 · Expense Reimbursements	-47,256.02	-41,666.67	-218,994.91	-500,000.00	0.00	43.8%
4640 · Report / Copy Fees	0.00	0.00	0.00	0.00	0.00	0.0%
4680 · Sale of Assets	0.00	0.00	0.00	0.00	0.00	0.0%
4690 · Grants	0.00	40,416.67	22,915.00	485,000.00	-462,085.00	4.73%
4750 · Miscellaneous Income	4,634.83	5,000.00	54,032.30	60,000.00	-5,967.70	90.05%
<b>Total Revenues</b>	<b>3,700,069.42</b>	<b>1,298,011.67</b>	<b>9,385,949.25</b>	<b>15,576,140.00</b>	<b>-6,190,190.75</b>	<b>60.26%</b>
<b>Expenditures</b>						
<b>Personnel</b>						
5011 · Salaries	424,714.80	509,139.58	2,150,605.75	6,109,675.00	-3,959,069.25	35.2%
5012 · Contract Salaries	0.00	0.00	0.00	0.00	0.00	0.0%
5045 · Trustee's Compensation	0.00	2,708.33	0.00	32,500.00	-32,500.00	0.0%
5055 · 401K / IMRF Dist. Contributions	5,302.66	7,500.00	26,398.32	90,000.00	-63,601.68	29.33%
5056 · Pension Fund - Contribution	0.00	54,166.67	650,000.00	650,000.00	0.00	100.0%
5060 · Payroll Service	467.34	0.00	2,423.01	0.00	2,423.01	100.0%
5065 · Social Security & Medicare	13,856.84	18,333.33	68,210.46	220,000.00	-151,789.54	31.01%
7730 · Accident,Sick & Disability	0.00	1,250.00	0.00	15,000.00	-15,000.00	0.0%
7740 · Health Insurance	50,217.79	70,833.33	282,251.20	850,000.00	-567,748.80	33.21%
<b>Subtotal</b>	<b>494,559.43</b>	<b>663,931.25</b>	<b>3,179,888.74</b>	<b>7,967,175.00</b>	<b>-4,787,286.26</b>	<b>39.91%</b>
<b>Equipment</b>						
5165 · Uniforms & Brass	2,279.37	4,041.67	12,965.25	48,500.00	-35,534.75	26.73%
5167 · Uniforms - Mechanic Uniform	425.36	666.67	2,071.93	8,000.00	-5,928.07	25.9%
5510 · Firefighting Supplies	338.12	1,708.33	4,068.84	20,500.00	-16,431.16	19.85%
5520 · Firefighting Equipment	3,233.07	4,291.67	8,106.04	51,500.00	-43,393.96	15.74%
5527 · Equipment - Fire Investigation	0.00	250.00	0.00	3,000.00	-3,000.00	0.0%
5530 · Station Equipment - Other	-81.27	595.83	1,397.85	7,150.00	-5,752.15	19.55%

BRISTOL-KENDALL FIRE PROTECTION DISTRICT  
 Budget vs. Actual Detail  
 September 30, 2025

	Monthly Total	Monthly Budget	YTD Total	YTD Budget	\$ Over Budget	% of Budget
55301 · Station Equipment - 1	0.00	0.00	0.00	0.00	0.00	0.0%
55302 · Station Equipment - 2	0.00	0.00	0.00	0.00	0.00	0.0%
55303 · Station Equipment - 3	0.00	0.00	0.00	0.00	0.00	0.0%
5540 · Fire Numbers & Maps	81.27	0.00	81.27	0.00	81.27	100.0%

BRISTOL-KENDALL FIRE PROTECTION DISTRICT  
Budget vs. Actual Detail  
September 30, 2025

	Monthly Total	Monthly Budget	YTD Total	YTD Budget	\$ Over Budget	% of Budget
6285 · Computer Equipment	-350.00	741.67	3,051.10	8,900.00	-5,848.90	34.28%
6285 · Computer Equipment - Other	0.00	0.00	0.00	0.00	0.00	0.0%
Subtotal	5,925.92	12,295.83	31,742.28	147,550.00	-115,807.72	21.51%
<b>R&amp;M</b>						
5560 · Repair & Maintenance Vehicles	5,198.55	20,833.33	23,503.84	250,000.00	-226,496.16	9.4%
5562 · R&M Vehicles 101	529.02	0.00	1,661.18	0.00	1,661.18	100.0%
5563 · R&M Vehicles 102	0.00	0.00	471.07	0.00	471.07	100.0%
5564 · R&M Vehicles 103	567.94	0.00	1,953.72	0.00	1,953.72	100.0%
5565 · R&M Vehicles 104	0.00	0.00	647.55	0.00	647.55	100.0%
5566 · R&M Vehicles 121	63.90	0.00	1,750.25	0.00	1,750.25	100.0%
5567 · R&M Vehicles 122	713.57	0.00	4,414.70	0.00	4,414.70	100.0%
5568 · R&M Vehicles 123	91.98	0.00	28,792.55	0.00	28,792.55	100.0%
5569 · R&M Vehicles 107	0.00	0.00	480.01	0.00	480.01	100.0%
5569 · R&M Vehicles 108	0.00	0.00	0.00	0.00	0.00	0.0%
5572 · R&M Vehicles 124	101.87	0.00	8,684.47	0.00	8,684.47	100.0%
5573 · R&M Vehicles 106	0.00	0.00	0.00	0.00	0.00	0.0%
5576 · R&M Vehicles 131	0.00	0.00	0.00	0.00	0.00	0.0%
5577 · R&M Vehicles 136	0.00	0.00	0.00	0.00	0.00	0.0%
5578 · R&M Vehicles 141	209.70	0.00	251.68	0.00	251.68	100.0%
5579 · R&M Vehicles 142	0.00	0.00	43.00	0.00	43.00	100.0%
5580 · R&M Vehicles 143	0.00	0.00	3,209.48	0.00	3,209.48	100.0%
5581 · R&M Vehicles 144	0.00	0.00	5,038.02	0.00	5,038.02	100.0%
5582 · R&M Vehicles 145	0.00	0.00	43.00	0.00	43.00	100.0%
5590 · R&M Vehicles 151	0.00	0.00	8,565.51	0.00	8,565.51	100.0%
5591 · R&M Vehicles 158	0.00	0.00	0.00	0.00	0.00	0.0%
5592 · R&M Vehicles 156	43.00	0.00	8,755.61	0.00	8,755.61	100.0%
5594 · R&M Vehicles 161	0.00	0.00	3,523.48	0.00	3,523.48	100.0%
5595 · R&M Vehicles 162	0.00	0.00	0.00	0.00	0.00	0.0%
5598 · R&M Vehicles 175	0.00	0.00	0.00	0.00	0.00	0.0%
5600 · R&M Vehicles 177	0.00	0.00	0.00	0.00	0.00	0.0%
5602 · R&M Vehicles 181	0.00	0.00	19,331.54	0.00	19,331.54	100.0%
5605 · R&M Boats and Trailer	0.00	0.00	55.59	0.00	55.59	100.0%
5608 · R&M Shop Supplies	0.00	416.67	4,493.31	5,000.00	-506.69	89.87%

**BRISTOL-KENDALL FIRE PROTECTION DISTRICT**  
**Budget vs. Actual Detail**  
**September 30, 2025**

	<u>Monthly Total</u>	<u>Monthly Budget</u>	<u>YTD Total</u>	<u>YTD Budget</u>	<u>\$ Over Budget</u>	<u>% of Budget</u>
5609 · R&M - Shop Tools	0.00	833.33	805.60	10,000.00	-9,194.40	8.06%
5610 · Repair & Maintenance Equipment	5,597.66	1,432.50	10,862.95	17,190.00	-6,327.05	63.19%
5615 · R&M Electronic Equipment	0.00	0.00	59.30	0.00	59.30	100.00%
5620 · R&M Personal Protective Equip	154.00	516.67	589.78	6,200.00	-5,610.22	9.51%
5625 · Fuel - Vehicles	7,083.52	7,500.00	34,562.94	90,000.00	-55,437.06	38.4%
7100 · Repair & Maintenance	0.00	0.00	0.00	0.00	0.00	0.0%
71001 · Repair & Maintenance - 1	807.51	5,442.00	36,509.46	65,304.00	-28,794.54	55.91%
71002 · Repair & Maintenance - 2	259.48	1,020.38	2,425.51	12,244.50	-9,818.99	19.81%
71003 · Repair & Maintenance - 3	1,421.70	1,095.96	10,392.93	13,151.50	-2,758.57	79.03%
7100 · Repair & Maintenance - Other	376.90	0.00	647.54	0.00	647.54	100.0%
Subtotal	23,220.30	39,090.83	222,525.57	469,090.00	-246,564.43	47.44%
<b>Admin</b>						
5130 · Legal & Accounting	3,406.34	8,750.00	25,969.46	105,000.00	-79,030.54	24.73%
5135 · Station Supplies	0.00	541.67	0.00	6,500.00	-6,500.00	0.0%
51351 · Station Supplies - 1	135.63	0.00	538.66	0.00	538.66	100.00%
51352 · Station Supplies - 2	75.86	0.00	182.49	0.00	182.49	100.00%
51353 · Station Supplies - 3	0.00	0.00	253.45	0.00	253.45	100.00%
5135 · Station Supplies - Other	588.27	0.00	1,384.19	0.00	1,384.19	100.00%
5140 · Office Supplies -Op	643.92	125.00	1,953.07	1,500.00	453.07	130.21%
51401 · Office Supplies - 1	0.00	0.00	0.00	0.00	0.00	0.0%
51402 · Office Supplies - 2	0.00	0.00	0.00	0.00	0.00	0.0%
51403 · Office Supplies - 3	0.00	0.00	0.00	0.00	0.00	0.0%
5140 · Office Supplies -Op - Other	0.00	0.00	0.00	0.00	0.00	0.0%
5145 · Postage/Shipping	76.47	141.67	397.61	1,700.00	-1,302.39	23.39%
5535 · Station Furnishings - Other	965.28	1,533.33	7,449.01	18,400.00	-10,950.99	40.48%
5545 · Membership Appreciation Expense	104.13	833.33	1,431.93	10,000.00	-8,568.07	14.32%
5690 · Travel / Meeting Expenses	168.60	333.33	168.60	4,000.00	-3,831.40	4.22%
5700 · Education - Tuitions	2,700.00	5,083.33	8,394.47	61,000.00	-52,605.53	13.76%
5705 · Education - Supplies & Equip	-129.95	333.33	179.93	4,000.00	-3,820.07	4.5%
5720 · Education - Conferences	250.00	416.67	250.00	5,000.00	-4,750.00	5.0%

BRISTOL-KENDALL FIRE PROTECTION DISTRICT  
Budget vs. Actual Detail  
September 30, 2025

	Monthly Total	Monthly Budget	YTD Total	YTD Budget	\$ Over Budget	% of Budget
5725 · Education - Travel Expenses	443.78	416.67	443.78	5,000.00	-4,556.22	8.88%
5736 · Education - CPR - Cards	0.00	0.00	768.75	0.00	768.75	100.0%
5737 · Training Computers & Software	129.95	0.00	129.95	0.00	129.95	100.0%
5740 · Dues & Subscriptions	475.00	74.58	1,445.00	895.00	550.00	161.45%
5742 · Public Education Supplies	1,556.43	1,250.00	3,965.27	15,000.00	-11,034.73	26.44%
5750 · Dispatching Fees	115.56	4,000.00	43,532.88	48,000.00	-4,467.12	90.69%
7110 · Cleaning Supplies	0.00	0.00	0.00	0.00	0.00	0.0%
71101 · Cleaning Supplies - 1	399.32	333.33	2,856.54	4,000.00	-1,143.46	71.41%
71102 · Cleaning Supplies - 2	281.67	333.33	1,517.88	4,000.00	-2,482.12	37.95%
71103 · Cleaning Supplies - 3	2,340.80	333.33	3,248.24	4,000.00	-751.76	81.21%
7110 · Cleaning Supplies - Other	0.00	0.00	449.00	0.00	449.00	100.0%
7120 · Copy / Fax Lease	370.00	416.67	2,528.27	5,000.00	-2,471.73	50.57%
7150 · Software Maintenance	14,921.79	8,500.00	43,319.05	102,000.00	-58,680.95	42.47%
7170 · Computer Equipment Repair	0.00	83.33	100.55	1,000.00	-899.45	10.06%
71701 · Computer Equipment Repair - 1	0.00	0.00	0.00	0.00	0.00	0.0%
71703 · Computer Equipment Repair - 3	0.00	0.00	0.00	0.00	0.00	0.0%
7170 · Computer Equipment Repair - Otr	0.00	0.00	0.00	0.00	0.00	0.0%
7200 · News Letter & Web Site Expenses	0.00	0.00	0.00	0.00	0.00	0.0%
7250 · Employee Testing & Vaccinations	0.00	6,666.67	35,152.49	80,000.00	-44,847.51	43.94%
7255 · New Hire & Promotional Testing	0.00	0.00	1,905.60	0.00	1,905.60	100.0%
Countywide Fire Records Management Syst	0.00	1,666.67	0.00	20,000.00	-20,000.00	0.0%
7999 · Miscellaneous Expenses	0.00	0.00	0.00	0.00	0.00	0.0%
Subtotal	30,018.85	42,166.25	189,916.12	505,995.00	-316,078.88	37.53%
Medical						
6260 · Medical Supplies - Reusable	162.99	166.67	2,572.08	2,000.00	572.08	128.6%
6265 · Medical Supplies - Non-Reusable	1,704.34	2,083.33	7,590.73	25,000.00	-17,409.27	30.36%
6270 · Oxygen	446.02	2,000.00	9,067.44	24,000.00	-14,932.56	37.78%
6275 · Medications	0.00	208.33	0.00	2,500.00	-2,500.00	0.0%
6275 · Medications - Other	0.00	0.00	488.90	0.00	488.90	100.0%
6280 · MedMedical Equipment	0.00	416.67	0.00	5,000.00	-5,000.00	0.0%
Subtotal	2,313.35	4,875.00	19,719.15	58,500.00	-38,780.85	33.71%
Utilities						
7010 · Electric	0.00	0.00	0.00	0.00	0.00	0.0%
70101 · Electric - 1	1,870.91	2,916.67	10,604.73	35,000.00	-24,395.27	30.3%
70102 · Electric - 2	920.62	1,458.33	4,213.90	17,500.00	-13,286.10	24.08%
70103 · Electric - 3	1,283.51	1,458.33	3,864.85	17,500.00	-13,635.15	22.09%

BRISTOL-KENDALL FIRE PROTECTION DISTRICT  
Budget vs. Actual Detail  
September 30, 2025

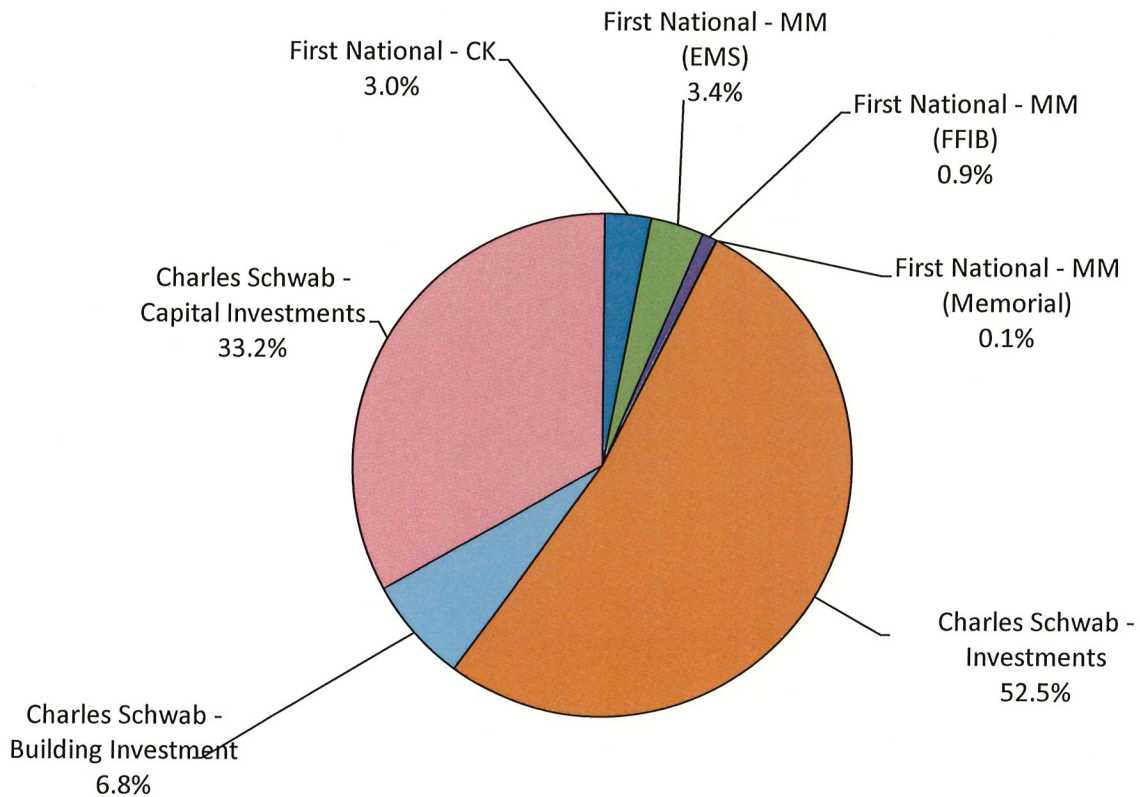
	Monthly Total	Monthly Budget	YTD Total	YTD Budget	\$ Over Budget	% of Budget
7020 · Gas	0.00	0.00	0.00	0.00	0.00	0.0%
70201 · Gas - 1	325.72	958.33	3,428.37	11,500.00	-8,071.63	29.81%
70202 · Gas - 2	131.06	479.17	1,591.36	5,750.00	-4,158.64	27.68%
70203 · Gas - 3	230.72	479.17	2,086.39	5,750.00	-3,663.61	36.29%
7030 · Sewer & Water	0.00	0.00	0.00	0.00	0.00	0.0%
70301 · Sewer & Water - 1	1,059.50	229.17	2,229.00	2,750.00	-521.00	81.06%
70302 · Sewer & Water - 2	672.50	114.58	1,369.60	1,375.00	-5.40	99.61%
70303 · Sewer & Water - 3	1,340.00	114.58	2,309.30	1,375.00	934.30	167.95%
7050 · Telephone	0.00	1,562.50	0.00	18,750.00	-18,750.00	0.0%
70501 · Telephone - 1	4,096.13	4,687.50	20,438.27	56,250.00	-35,811.73	36.34%
70502 · Telephone - 2	0.00	0.00	10.51	0.00	10.51	100.0%
70503 · Telephone - 3	0.00	0.00	0.00	0.00	0.00	0.0%
7050 · Telephone - Other	6,251.46	0.00	10,507.67	0.00	10,507.67	100.0%
7060 · Data and Television	0.00	0.00	0.00	0.00	0.00	0.0%
70601 · Data and Television - 1	86.32	2,083.33	431.60	25,000.00	-24,568.40	1.73%

**BRISTOL-KENDALL FIRE PROTECTION DISTRICT**  
**Budget vs. Actual Detail**  
**September 30, 2025**

	<u>Monthly Total</u>	<u>Monthly Budget</u>	<u>YTD Total</u>	<u>YTD Budget</u>	<u>\$ Over Budget</u>	<u>% of Budget</u>
70602 · Data and Television - 2	10.51	0.00	31.47	0.00	31.47	100.0%
70603 · Date and Television - 3	0.00	0.00	0.00	0.00	0.00	0.0%
7060 · Data and Television - Other	3,210.42	0.00	10,823.07	0.00	10,823.07	100.0%
7070 · Alarm Monitoring	0.00	333.33	0.00	4,000.00	-4,000.00	0.0%
Subtotal	<u>21,489.38</u>	<u>16,875.00</u>	<u>73,940.09</u>	<u>202,500.00</u>	<u>-128,559.91</u>	<u>36.51%</u>
<b>Insurance</b>						
7705 · General Liability Insurance	0.00	4,583.33	0.00	55,000.00	-55,000.00	0.0%
7720 · Umbrella /Excess Liability Ins.	0.00	1,250.00	0.00	15,000.00	-15,000.00	0.0%
7750 · Workmens Compensation Insurance	18,821.00	20,416.67	74,215.00	245,000.00	-170,785.00	30.29%
Subtotal	<u>18,821.00</u>	<u>26,250.00</u>	<u>74,215.00</u>	<u>315,000.00</u>	<u>-240,785.00</u>	<u>23.56%</u>
<b>Foreign Fire</b>						
5170 · Annual Station Disbursement	35,717.74	5,833.33	59,918.87	70,000.00	-10,081.13	85.6%
Subtotal	<u>35,717.74</u>	<u>5,833.33</u>	<u>59,918.87</u>	<u>70,000.00</u>	<u>-10,081.13</u>	<u>85.6%</u>
<b>Memorial Expense</b>						
8060 · Charitable Donations	0.00	0.00	0.00	0.00	0.00	0.0%
8200 · Firemen's Park Expenses	0.00	583.33	1,011.06	7,000.00	-5,988.94	14.44%
Subtotal	<u>0.00</u>	<u>583.33</u>	<u>1,011.06</u>	<u>7,000.00</u>	<u>-5,988.94</u>	<u>14.44%</u>
<b>Capital</b>						
8000 · Capital Projects	172,197.82	122,291.67	502,205.34	1,467,500.00	-965,294.66	34.22%
6280 · Medical Equipment	0.00	12,833.33	114,941.10	154,000.00	-39,058.90	74.64%
8160 · PPE Capital	4,848.00	14,666.67	77,007.50	176,000.00	-98,992.50	43.75%
8285 · Computer Equipment Capital	0.00	4,393.75	1,034.12	52,725.00	-51,690.88	1.96%
8525 · Apparatus	0.00	8,333.33	0.00	100,000.00	-100,000.00	0.0%
8538 · Equipment Purchases over \$5,000	0.00	13,750.00	91,766.12	165,000.00	-73,233.88	55.62%
8010 · Debt Service	0.00	0.00	0.00	0.00	0.00	0.0%
8020 · Transfer Out	0.00	380,845.00	0.00	4,570,140.00	-4,570,140.00	0.0%
Subtotal	<u>177,045.82</u>	<u>557,113.75</u>	<u>786,954.18</u>	<u>6,685,365.00</u>	<u>-5,898,410.82</u>	<u>11.77%</u>
<b>Total Expenditures</b>	<u>809,111.79</u>	<u>1,363,181.25</u>	<u>4,639,831.06</u>	<u>16,428,175.00</u>	<u>-11,788,343.94</u>	<u>28.24%</u>
<b>Net Income</b>	<u>2,890,957.63</u>	<u>-65,169.58</u>	<u>4,746,118.19</u>	<u>-852,035.00</u>	<u>5,598,163.19</u>	<u>-557.03%</u>

**Bristol-Kendall Fire Protection District  
Investments  
September 30, 2025**

<b>Bank</b>	<b>Account</b>	<b>Current Rate</b>	<b>Book Balance</b>
First National - CK	3048	1.46%	441,510
First National - FFIB CK	0353	1.46%	5,054
First National - MM (EMS)	8274	1.97%	509,239
First National - MM (FFIB)	6591	1.97%	136,488
First National - MM (Memorial)	0220	1.97%	11,177
Charles Schwab - Investments	9163	N/A	7,803,800
Charles Schwab - Building Investn	2959		1,015,936
Charles Schwab - Capital Investm	1789	N/A	4,932,822
<b>Total</b>			<b>\$ 14,856,026</b>



# Bristol-Kendall Fire Protection District

## Financial Analysis

For the 5 Month(s) Ended September 30, 2025



# Revenue Highlights

42% of Budget Year

- Collected \$9,385,949 or 85% of Total Budget (No internal transfers)
- Property Taxes
  - Collected \$8,486,252 or 98% of Budget
- Ambulance Fees
  - Collected \$737,507 or 40% of Budget
- Interest
  - Collected \$128,232 or 73% of Budget
- Plan Review / CPR / Report Fees
  - Collected \$9,377 or 63% of Budget

# Revenues

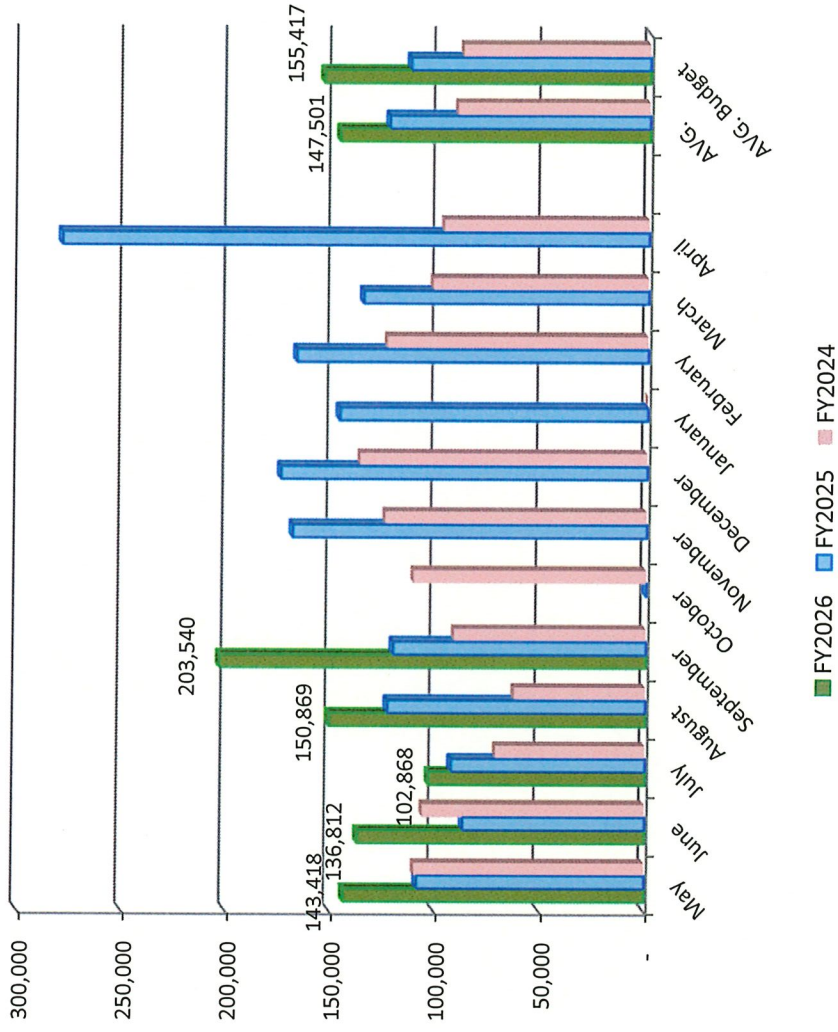
## REVENUES

Account Description	Total Actual	Total Budget	% of Budget	Last Year	Inc/(Dec) from Last Year
Property Tax	8,486,252	8,646,000	98%	7,993,329	6%
Ambulance / Response Fees	737,507	1,865,000	40%	530,047	39%
Replacement Tax	11,636	65,000	18%	15,345	-24%
Foreign Fire Insurance	-	70,000	0%	-	0%
Interest	128,232	175,000	73%	36,909	247%
Unrealized Gain/Loss	13,126	-	0%	192,768	-93%
Development Fees	139,617	125,000	112%	69,750	100%
Donations	-	-	0%	-	0%
Plan Review / CPR /Report Fees	9,377	15,000	63%	4,857	93%
GEMT Expense Reimbursement	(218,995)	(500,000)	44%	-	0%
Sale of Assets	-	-	0%	-	0%
Transfer From Fund	-	4,570,140	0%	-	0%
Loan Proceeds	-	-	0%	-	0%
Grants	22,915	485,000	5%	1,296	1668%
Misc. Income	56,282	60,000	94%	17,467	222%
<b>Actual Revenues</b>	<b>9,385,949</b>	<b>15,576,140</b>	<b>60%</b>	<b>8,861,768</b>	<b>6%</b>
<b>Budgeted Revenues</b>	<b>15,576,140</b>				
<b>% Diff</b>					<b>60%</b>

# Ambulance Fees (FY25/24 net of GEMT Fees)

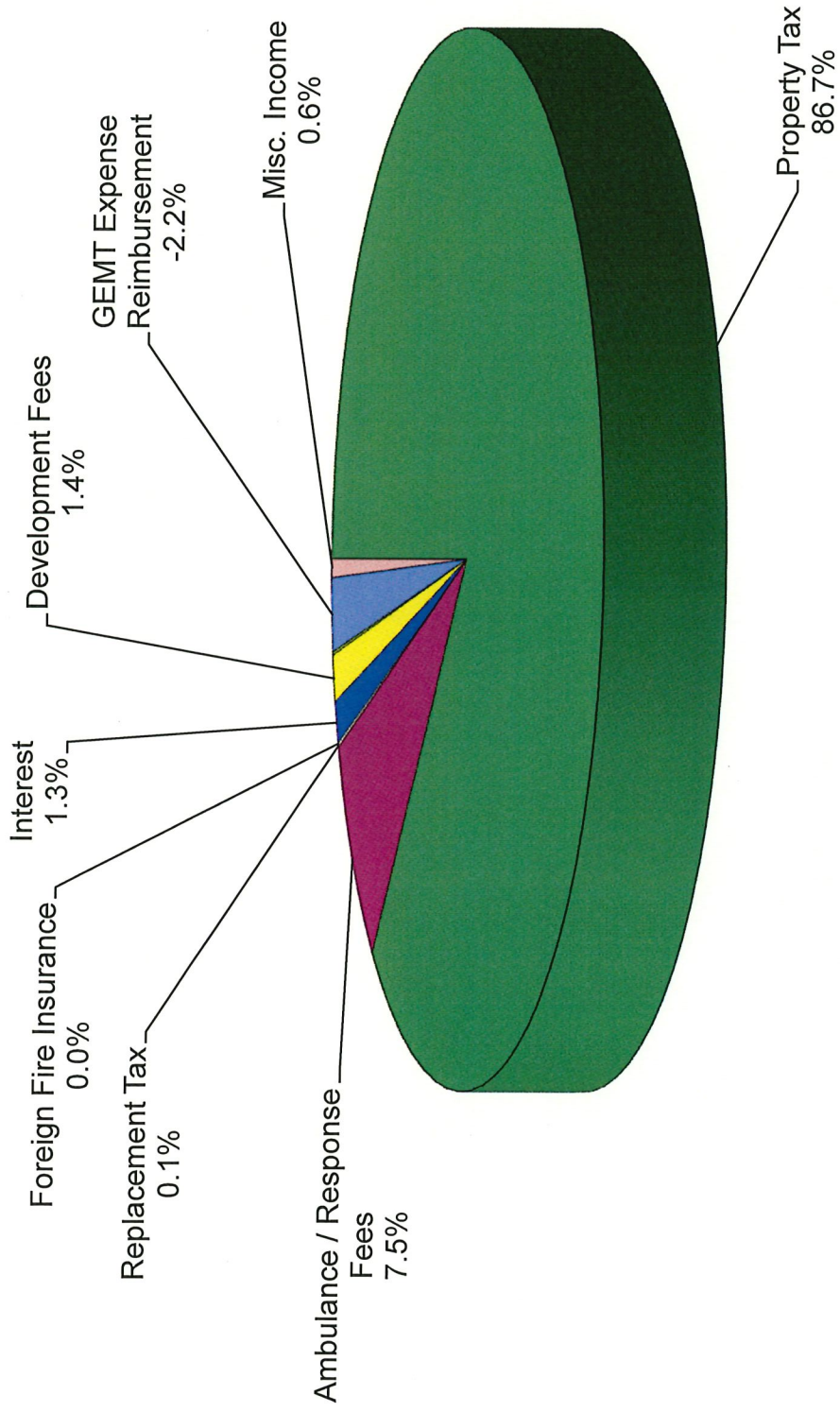
Month	FY2026	FY2025	FY2024
May	143,418	108,214	109,578
June	136,812	86,399	105,738
July	102,868	92,177	71,054
August	150,869	122,889	62,596
September	203,540	120,367	91,207
October		(118,404)	110,717
November		169,114	124,542
December		175,022	136,578
January		146,811	(40,441)
February		167,762	124,180
March		135,553	102,399
April		280,351	97,390
AVG.	147,501	123,855	91,295
AVG. Budget	155,417	113,750	88,750

**Collections**



# Revenues

## Revenue Distribution



# Expenditure Highlights

42% of Budget Year

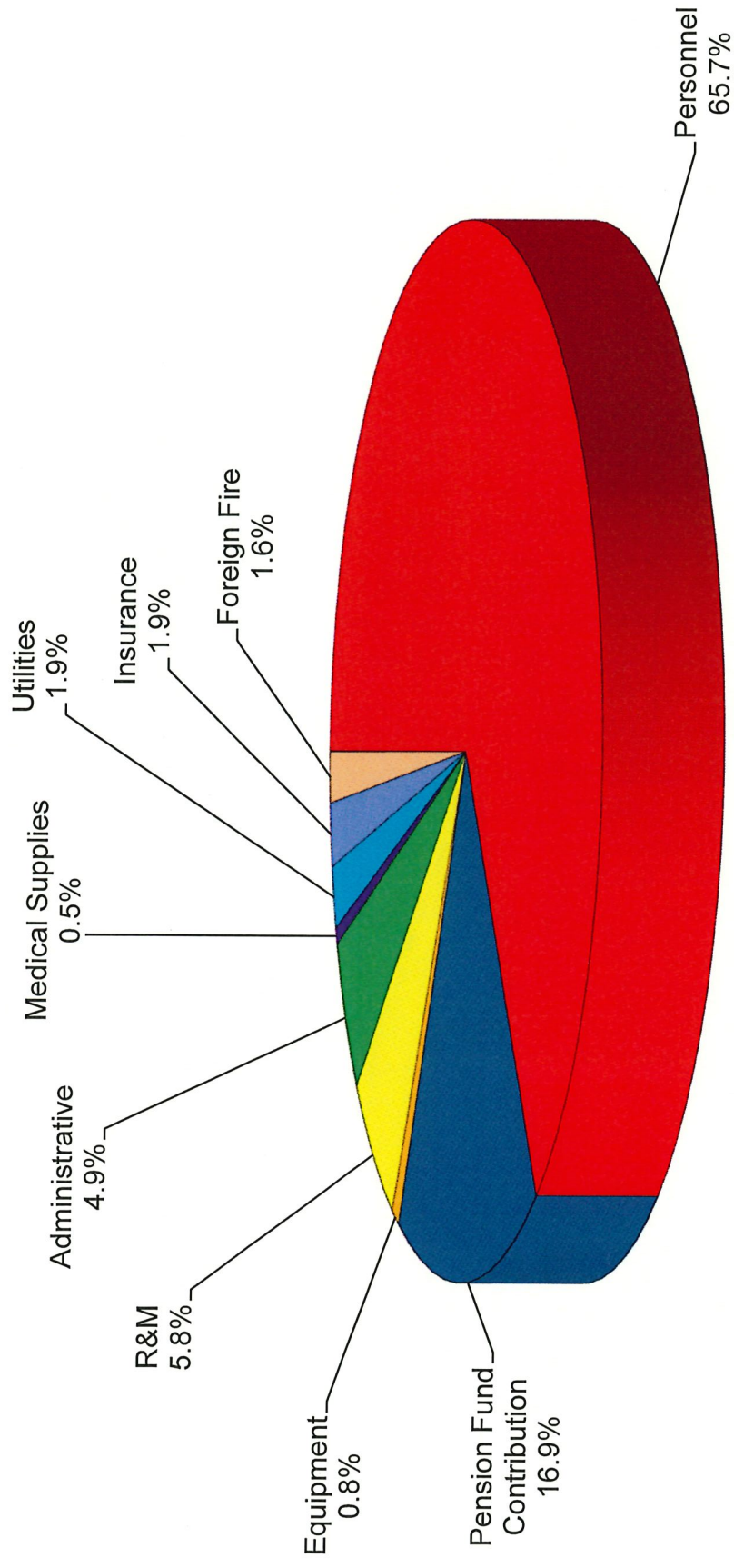
- Operating Expenditures
  - \$3,852,877 or 40% of Budget
- Personnel
  - \$2,529,889 or 35% of Budget
- Repairs and Maintenance
  - \$222,526 or 47% of Budget
- Administrative
  - \$189,916 or 38% of Budget
- Utilities
  - \$73,940 or 37% of Budget
- Capital Projects
  - \$786,954 or 37% of Budget
    - \$67,294; Zoll Medical Supplies
    - \$202,996; Fire Station Alerting System
    - \$51,888; Vehicle Lift
    - \$40,529; Roof Project
    - \$41,143; Equipment

# Expenditures

Account Description	Total Actual	Total Budget	% of Budget	Last Year	Inc/(Dec) from Last Year
<b>OPERATING EXPENDITURES</b>					
Personnel	2,529,889	7,317,175	35%	2,259,199	12%
Pension Fund Contribution	650,000	650,000	100%	-	0%
Equipment	31,742	147,550	22%	84,842	-63%
R&M	222,526	469,090	47%	159,738	39%
Administrative	189,916	505,995	38%	196,142	-3%
Medical Supplies	19,719	58,500	34%	17,356	14%
Utilities	73,940	202,500	37%	63,399	17%
Insurance	74,215	315,000	24%	141,958	-48%
Foreign Fire	59,919	70,000	86%	4,346	1279%
Memorial Expense	1,011	7,000	14%	782	29%
Actual Expenditures	3,852,877	9,742,810	40%	2,927,763	32%
Budgeted Expenditures	9,742,810				
% Diff	40%				
<b>CAPITAL EXPENDITURES</b>					
Capital Projects	786,954	2,115,225	37%	828,826	-5%
Transfer To Funds	-	4,570,140	0%	-	0%
Actual Expenditures	786,954	6,685,365	12%	828,826	-5%
Budgeted Expenditures	6,685,365				
% Diff	12%				

# Expenditures

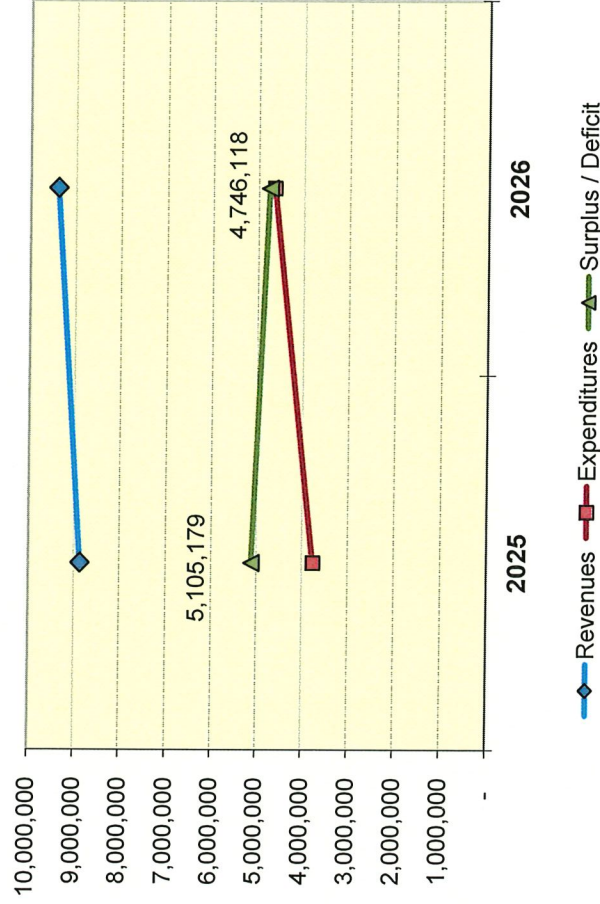
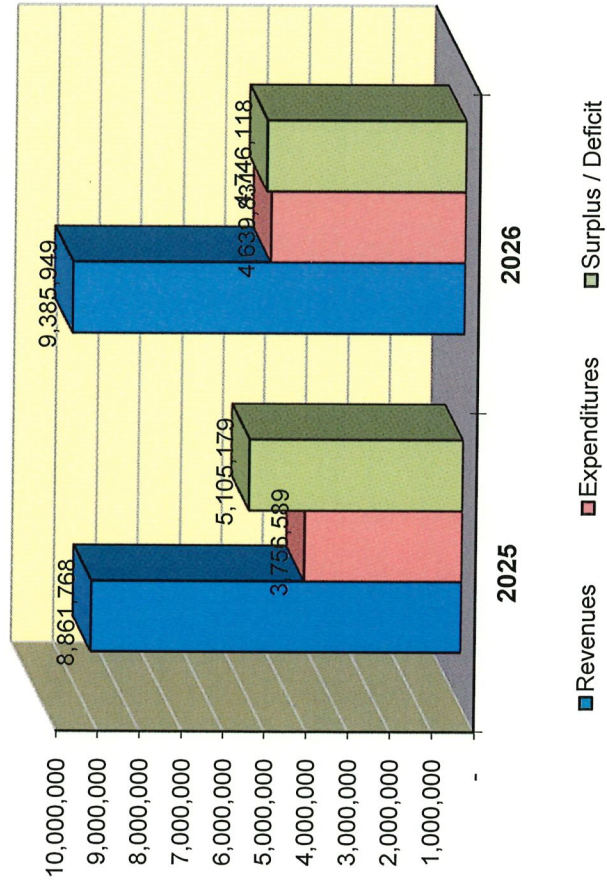
## Operational Expenditure Distribution



# Fund Balance

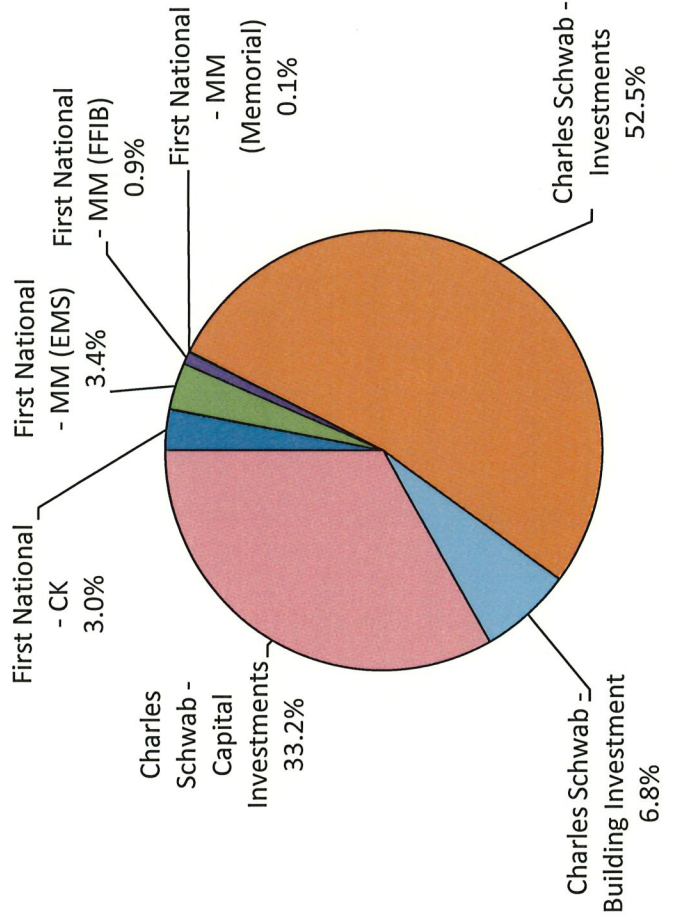
For the 5 Month(s) Ended September 30, 2025

	Fire	EMS	Insurance	Operations	FFIB	Capital	Memorial	Total Actual
<b>TOTAL SURPLUS / (DEFICIT)</b>	2,815,140	2,851,845	166,241	(324,699)	(58,169)	(703,301)	(939)	4,746,118
BEG FUND BAL	4,033,063	3,222,495	367,245	514,906	196,583	1,722,112	11,677	10,068,081
END FUND BAL	6,848,203	6,074,340	533,486	190,207	138,414	1,018,811	10,738	14,814,199
Fund Bal to Exp Ratio	350%	422%	747%	59%	n/a	n/a	1062%	319%



# Investments

Bank	Account	Current Rate	Book Balance
First National - CK	3048	1.46%	441,510
First National – FFIB CK	0353	1.46%	5,054
First National - MM (EMS)	8274	1.97%	509,239
First National - MM (FFIB)	6591	1.97%	136,488
First National - MM (Memorial)	0220	1.97%	11,177
Charles Schwab - Investments	9163	N/A	7,803,800
Charles Schwab – Building Investments	2959	N/A	1,015,936
Charles Schwab – Capital Investments	1789	N/A	4,932,822
<b>Total</b>			<b>14,856,026</b>



**Paramedic Services of Illinois, Inc.**

One Pierce Place, Suite 750W  
Itasca, IL 60143

**Invoice**

Date	Invoice #
09/30/25	9291

Bill To
BRISTOL-KENDALL FIRE PROTECTION DISTRICT 103 E. BEAVER STREET YORKVILLE, IL 60560-1704

Terms	Due Date
Net 15 Days	10/15/25

Quantity	Description	Amount
	Total September 2025 Income (IL 108)	\$ 141,175.15
	Income - Park Ridge Bank \$ 141,175.15	
	GEMT Portion Excluded from Billing Fee - \$15,748.23	
	EFTS Directly paid to BK:	
	Total EFTS paid direct to BK: \$ 0	
	Total for 5% Billing Charge \$ 125,426.92	
	5% Billing Charge (on \$125,426.92)	-\$ 6,271.35
	Payable to Bristol-Kendall	-\$ 134,903.80
<b>Total</b>		<b>\$ 0.00</b>



Monthly Investment Performance Report

**Bristol Kendall Fire Protection District**



Presented by:

Thomas S. Sawyer, Managing Partner  
John J. Falduto, Managing Partner  
Edward J. Lavin, Chief Investment Officer



Sawyer Falduto Asset Management, LLC  
589 S. York Street  
Elmhurst, IL 60126  
O: (630) 941-8560  
[www.sawyerfalduto.com](http://www.sawyerfalduto.com)

As of September 30, 2025

## Table of Contents

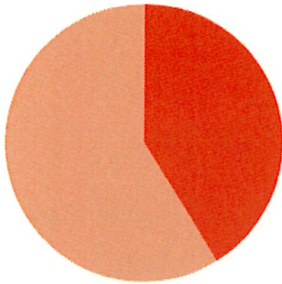
- Bristol Kendall Fire Protection District - Operations Fund ..... 3
  - Account Overview ..... 3
  - Performance History ..... 4
  - Bond Analysis ..... 5
  - Holdings ..... 6
  - Transactions ..... 7
- Bristol Kendall Fire Protection District - Capital Fund ..... 8
  - Account Overview ..... 8
  - Performance History ..... 9
  - Bond Analysis ..... 10
  - Holdings ..... 11
  - Transactions ..... 13
- Bristol Kendall Fire Protection District - Building Capital ..... 14
  - Account Overview ..... 14
  - Performance History ..... 15
  - Holdings ..... 16
  - Transactions ..... 17
- Fixed Income Market Update ..... 18

There may be a slight difference in the ending value between this report and the Schwab statement due to accrued income, timing of transactions, and/or rounding. The Schwab statement continues to be the official custodial record for the account.

## Account Overview

Bristol Kendall Fire Protection District - Operations Fund

### Portfolio Allocation



Subsector	Current Value	Current Percent
U.S. Treasury	\$3,018,341	41.2%
Cash Equivalent	\$4,303,661	58.8%
<b>Total</b>	<b>\$7,322,003</b>	<b>100.0%</b>

### Cash Flow Review

	Month to Date	Quarter to Date	Year to Date	Inception to Date (11/8/2023)
Beginning Market Value	\$4,882,676	\$6,926,701	\$6,827,602	\$0
Contributions / Additions	\$3,471,212	\$3,886,524	\$8,486,252	\$28,008,499
Distributions	(\$1,050,000)	(\$3,550,000)	(\$8,150,000)	(\$21,350,000)
Capital Appreciation	\$7,454	\$19,575	\$54,439	\$247,207
Income/Expenses	\$6,948	\$36,535	\$113,886	\$430,315
Change in Accrued	\$3,712	\$2,667	(\$10,176)	(\$14,018)
Ending Market Value	\$7,322,003	\$7,322,003	\$7,322,003	\$7,322,003
Investment Gain	\$18,114	\$58,777	\$158,149	\$663,504

### Projected Income

Description	Q4 2025	Q1 2026	Q2 2026	Q3 2026	Total
U.S. Treasury	\$18,581	\$38,750	\$18,581		\$75,912
Cash Equivalent	\$42,818	\$42,818	\$42,818	\$42,818	\$171,273
<b>Total</b>	<b>\$61,399</b>	<b>\$81,568</b>	<b>\$61,399</b>	<b>\$42,818</b>	<b>\$247,185</b>

### Projected Income and Maturities

Description	Q4 2025	Q1 2026	Q2 2026	Q3 2026	Total
U.S. Treasury	\$18,581	\$2,042,087	\$1,009,581		\$3,070,249
Cash Equivalent	\$42,818	\$42,818	\$42,818	\$42,818	\$171,273
<b>Total</b>	<b>\$61,399</b>	<b>\$2,084,905</b>	<b>\$1,052,399</b>	<b>\$42,818</b>	<b>\$3,241,522</b>

Information in this report was compiled using data from the custodian available as of the publishing date. While we believe the data to be reliable, we do not independently verify pricing and valuation data. Please refer to the official statements provided by the account custodian. All date period references are on a calendar year basis. Fiscal year reports are available by request. Past performance does not guarantee future investment results.

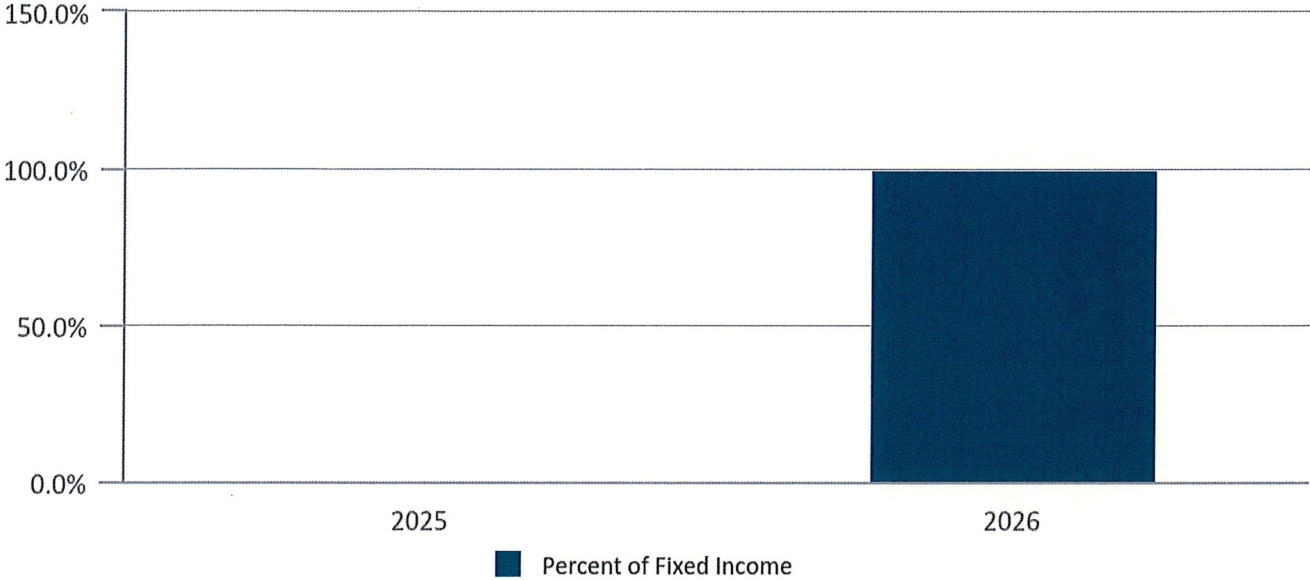
## Performance History

Bristol Kendall Fire Protection District - Operations Fund

	Start Value	Inflows	Outflows	End Value	Net Investment Gain
<b>Since Inception</b>					
Third Quarter 2025	\$6,926,701	\$3,886,524	(\$3,550,000)	\$7,322,003	\$58,777
Second Quarter 2025	\$5,188,740	\$4,599,728	(\$2,900,000)	\$6,926,701	\$38,233
First Quarter 2025	\$6,827,602	\$0	(\$1,700,000)	\$5,188,740	\$61,138
Fourth Quarter 2024	\$10,553,539	\$228,918	(\$4,050,000)	\$6,827,602	\$95,145
Third Quarter 2024	\$9,571,792	\$3,704,838	(\$2,850,000)	\$10,553,539	\$126,909
Second Quarter 2024	\$8,735,342	\$4,288,491	(\$3,550,000)	\$9,571,792	\$97,959
First Quarter 2024	\$10,477,709	\$0	(\$1,850,000)	\$8,735,342	\$107,633
Fourth Quarter 2023	\$0	\$11,300,000	(\$900,000)	\$10,477,709	\$77,709
<b>Since Inception Total</b>	<b>\$0</b>	<b>\$28,008,499</b>	<b>(\$21,350,000)</b>	<b>\$7,322,003</b>	<b>\$663,504</b>

## Bond Analysis

Bristol Kendall Fire Protection District - Operations Fund



**Maturity by Year**

Weight Description	Principal	Value	Current Yield	Yield to Maturity (Cost)	Yield to Maturity (Market)	Modified Duration
100.0% U.S. Treasury	\$3,029,000	\$3,018,341	1.5%	4.1%	3.9%	0.4
<b>100.0% Total</b>	<b>\$3,029,000</b>	<b>\$3,018,341</b>	<b>1.5%</b>	<b>4.1%</b>	<b>3.9%</b>	<b>0.4</b>

## Holdings

Bristol Kendall Fire Protection District - Operations Fund

Weight	Description	Symbol	Maturity Date	Quantity	Value	Current Yield	Yield to Maturity (Market)	Annual Income
<b>Fixed Income</b>								
<b>Taxable Bonds</b>								
<b>U.S. Treasury</b>								
13.8%	US Treasury Bill 03/19/2026	912797PV3	3/19/2026	1,025,000.00	\$1,007,028	0.0%	3.8%	\$0
6.9%	US Treasury Bill 01/22/2026	912797PD3	1/22/2026	510,000.00	\$503,917	0.0%	3.9%	\$0
6.8%	US Treasury Note 02/15/2026   1.625%	912828P46	2/15/2026	503,000.00	\$498,697	1.6%	3.9%	\$8,174
	Accrued Income				\$1,044			
13.8%	US Treasury Note 04/15/2026   3.750%	91282CGV7	4/15/2026	991,000.00	\$990,497	3.8%	3.8%	\$37,163
	Accrued Income				\$17,160			
<b>41.2%</b>	<b>Fixed Income Total</b>				<b>\$3,018,341</b>	<b>1.5%</b>	<b>3.9%</b>	<b>\$45,336</b>
<b>Cash Equivalent</b>								
<b>Cash Equivalent</b>								
<b>Cash Equivalent</b>								
0.1%	Schwab Government Money Fund	SWGXX			\$5,596	3.8%		\$210
58.7%	Schwab Treasury Money Market Fund	SCOXX			\$4,298,066	4.0%		\$171,063
<b>58.8%</b>	<b>Cash Equivalent Total</b>				<b>\$4,303,661</b>	<b>4.0%</b>		<b>\$171,273</b>
<b>100.0%</b>	<b>Total</b>				<b>\$7,322,003</b>	<b>3.0%</b>	<b>3.9%</b>	<b>\$216,609</b>

## Transactions

Bristol Kendall Fire Protection District - Operations Fund

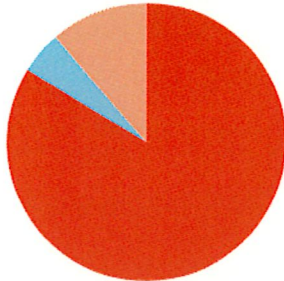
From August 31, 2025 to September 30, 2025

Trade Date	Activity	Description	Quantity	Amount	Accrued Interest
9/30/2025	Income (Reinvested Dividend)	Schwab Treasury Money Market Fund	6,372.42	\$6,372	
9/30/2025	Withdrawal	Schwab Government Money Fund		\$500,000	
9/30/2025	Withdrawal	Schwab Government Money Fund		\$550,000	
9/25/2025	Deposit	Schwab Government Money Fund		\$3,471,212	
9/15/2025	Income (Reinvested Dividend)	Schwab Government Money Fund	575.51	\$576	

## Account Overview

Bristol Kendall Fire Protection District - Capital Fund

### Portfolio Allocation



Subsector	Current Value	Current Percent
U.S. Treasury	\$4,171,102	83.7%
Certificate of Deposit	\$246,525	4.9%
Cash Equivalent	\$564,897	11.3%
<b>Total</b>	<b>\$4,982,525</b>	<b>100.0%</b>

### Cash Flow Review

	Month to Date	Quarter to Date	Year to Date	Inception to Date (4/15/2024)
Beginning Market Value	\$4,414,520	\$4,383,585	\$3,927,908	\$0
Contributions / Additions	\$550,000	\$550,000	\$900,000	\$4,750,000
Distributions	\$0	\$0	\$0	\$0
Capital Appreciation	\$4,470	\$10,461	\$47,378	\$81,611
Income/Expenses	\$1,188	\$31,782	\$98,416	\$140,648
Change in Accrued	\$12,346	\$6,697	\$8,822	\$10,266
Ending Market Value	\$4,982,525	\$4,982,525	\$4,982,525	\$4,982,525
Investment Gain	\$18,005	\$48,939	\$154,616	\$232,525

### Projected Income

Description	Q4 2025	Q1 2026	Q2 2026	Q3 2026	Total
U.S. Treasury	\$45,919	\$32,194	\$37,088	\$27,413	\$142,613
Certificate of Deposit	\$3,131	\$1,219	\$3,114	\$1,199	\$8,664
Cash Equivalent	\$5,296	\$5,296	\$5,296	\$5,296	\$21,184
<b>Total</b>	<b>\$54,346</b>	<b>\$38,709</b>	<b>\$45,498</b>	<b>\$33,907</b>	<b>\$172,460</b>

### Projected Income and Maturities

Description	Q4 2025	Q1 2026	Q2 2026	Q3 2026	Total
U.S. Treasury	\$545,919	\$257,194	\$497,088	\$527,413	\$1,827,613
Certificate of Deposit	\$3,131	\$1,219	\$3,114	\$1,199	\$8,664
Cash Equivalent	\$5,296	\$5,296	\$5,296	\$5,296	\$21,184
<b>Total</b>	<b>\$554,346</b>	<b>\$263,709</b>	<b>\$505,498</b>	<b>\$533,907</b>	<b>\$1,857,460</b>

Information in this report was compiled using data from the custodian available as of the publishing date. While we believe the data to be reliable, we do not independently verify pricing and valuation data. Please refer to the official statements provided by the account custodian. All date period references are on a calendar year basis. Fiscal year reports are available by request. Past performance does not guarantee future investment results.

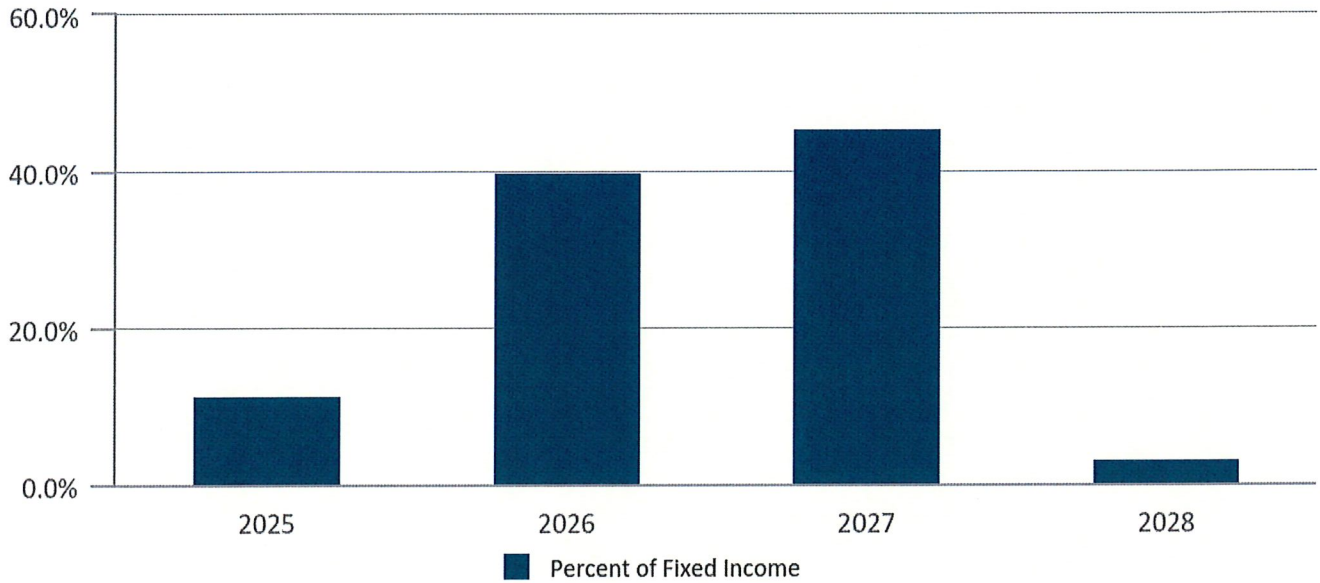
## Performance History

Bristol Kendall Fire Protection District - Capital Fund

	Start Value	Inflows	Outflows	End Value	Net Investment Gain
<b>Since Inception</b>					
Third Quarter 2025	\$4,383,585	\$550,000	\$0	\$4,982,525	\$48,939
Second Quarter 2025	\$4,337,408	\$0	\$0	\$4,383,585	\$46,177
First Quarter 2025	\$3,927,908	\$350,000	\$0	\$4,337,408	\$59,499
Fourth Quarter 2024	\$2,243,224	\$1,650,000	\$0	\$3,927,908	\$34,685
Third Quarter 2024	\$2,213,369	\$0	\$0	\$2,243,224	\$29,855
Second Quarter 2024	\$0	\$2,200,000	\$0	\$2,213,369	\$13,369
<b>Since Inception Total</b>	<b>\$0</b>	<b>\$4,750,000</b>	<b>\$0</b>	<b>\$4,982,525</b>	<b>\$232,525</b>

## Bond Analysis

Bristol Kendall Fire Protection District - Capital Fund



### Maturity by Year

Weight Description	Principal	Value	Current Yield	Yield to Maturity (Cost)	Yield to Maturity (Market)	Modified Duration
94.4% U.S. Treasury	\$4,120,000	\$4,171,102	3.8%	4.3%	3.8%	1.1
5.6% Certificate of Deposit	\$245,000	\$246,525	3.5%	3.9%	3.6%	2.2
<b>100.0% Total</b>	<b>\$4,365,000</b>	<b>\$4,417,628</b>	<b>3.8%</b>	<b>4.2%</b>	<b>3.8%</b>	<b>1.2</b>

## Holdings

Bristol Kendall Fire Protection District - Capital Fund

Weight	Description	Symbol	Maturity Date	Quantity	Value	Current Yield	Yield to Maturity (Market)	Annual Income
<b>Fixed Income</b>								
<b>Taxable Bonds</b>								
<b>U.S. Treasury</b>								
4.4%	US Treasury Note 04/15/2026   3.750%	91282CGV7	4/15/2026	215,000.00	\$214,891	3.8%	3.8%	\$8,063
	Accrued Income				\$3,723			
4.3%	US Treasury Note 11/15/2025   2.250%	912828M56	11/15/2025	215,000.00	\$214,521	2.3%	4.0%	\$4,838
	Accrued Income				\$1,827			
10.2%	US Treasury Note 01/15/2027   4.000%	91282CJT9	1/15/2027	500,000.00	\$501,856	4.0%	3.7%	\$20,000
	Accrued Income				\$4,239			
1.2%	US Treasury Note 03/15/2028   3.875%	91282CMS7	3/15/2028	60,000.00	\$60,377	3.9%	3.6%	\$2,325
	Accrued Income				\$103			
5.0%	US Treasury Note 05/15/2026   3.625%	91282CHB0	5/15/2026	245,000.00	\$244,665	3.6%	3.8%	\$8,881
	Accrued Income				\$3,355			
10.1%	US Treasury Note 08/31/2026   3.750%	91282CLH2	8/31/2026	500,000.00	\$499,981	3.8%	3.8%	\$18,750
	Accrued Income				\$1,606			
10.3%	US Treasury Note 10/15/2027   3.875%	91282CLQ2	10/15/2027	500,000.00	\$502,461	3.9%	3.6%	\$19,375
	Accrued Income				\$8,946			
6.8%	US Treasury Note 10/31/2026   4.125%	91282CLS8	10/31/2026	330,000.00	\$331,431	4.1%	3.7%	\$13,613
	Accrued Income				\$5,697			
9.9%	US Treasury Note 07/31/2027   2.750%	91282CFB2	7/31/2027	500,000.00	\$492,168	2.8%	3.6%	\$13,750
	Accrued Income				\$2,317			
4.6%	US Treasury Note 01/31/2026   4.250%	91282CJV4	1/31/2026	225,000.00	\$225,141	4.2%	4.0%	\$9,563
	Accrued Income				\$1,611			
6.6%	US Treasury Note 04/15/2027   4.500%	91282CKJ9	4/15/2027	320,000.00	\$323,950	4.4%	3.7%	\$14,400
	Accrued Income				\$6,649			
5.8%	US Treasury Note 11/15/2025   4.500%	91282CFW6	11/15/2025	285,000.00	\$285,100	4.5%	4.1%	\$12,825
	Accrued Income				\$4,844			
4.6%	US Treasury Note 12/15/2026   4.375%	91282CJP7	12/15/2026	225,000.00	\$226,740	4.3%	3.7%	\$9,844
	Accrued Income				\$2,905			
<b>Certificate of Deposit</b>								
3.4%	Beal Bank 12/22/2027   3.750%	07371DNA1	12/22/2027	165,000.00	\$165,656	3.7%	3.6%	\$6,188
	Accrued Income				\$1,618			

## Holdings

Bristol Kendall Fire Protection District - Capital Fund

Weight	Description	Symbol	Maturity Date	Quantity	Value	Current Yield	Yield to Maturity (Market)	Annual Income
<b>Fixed Income</b>								
<b>Taxable Bonds</b>								
<b>Certificate of Deposit</b>								
1.6%	Capital One Bank 02/22/2028   3.000%	254673MP8	2/22/2028	80,000.00	\$78,988	3.0%	3.6%	\$2,400
	Accrued Income				\$263			
<b>88.7%</b>	<b>Fixed Income Total</b>				<b>\$4,417,628</b>	<b>3.8%</b>	<b>3.8%</b>	<b>\$164,813</b>
<b>Cash Equivalent</b>								
<b>Cash Equivalent</b>								
<b>Cash Equivalent</b>								
11.3%	Schwab Government Money Fund	SWGXX			\$564,897	3.8%		\$21,184
<b>100.0%</b>	<b>Total</b>				<b>\$4,982,525</b>	<b>3.8%</b>	<b>3.8%</b>	<b>\$185,996</b>

## Transactions


Bristol Kendall Fire Protection District - Capital Fund  
From August 31, 2025 to September 30, 2025

Trade Date	Activity	Description	Quantity	Amount	Accrued Interest
9/30/2025	Deposit	Schwab Government Money Fund		\$550,000	
9/15/2025	Income (Interest)	US Treasury Note (91282CMS7) 03/15/2028 3.875%		\$1,163	
9/15/2025	Income (Reinvested Dividend)	Schwab Government Money Fund	25.97	\$26	

## Account Overview

Bristol Kendall Fire Protection District - Building Capital

### Portfolio Allocation



Subsector	Current Value	Current Percent
Cash Equivalent	\$1,015,936	100.0%
<b>Total</b>	<b>\$1,015,936</b>	<b>100.0%</b>

### Cash Flow Review

	Month to Date	Quarter to Date	Inception to Date (5/8/2025)
Beginning Market Value	\$1,012,662	\$1,005,713	\$0
Contributions / Additions	\$0	\$0	\$1,000,000
Distributions	\$0	\$0	\$0
Capital Appreciation	\$0	\$0	\$0
Income/Expenses	\$3,274	\$10,223	\$15,936
Ending Market Value	\$1,015,936	\$1,015,936	\$1,015,936
Investment Gain	\$3,274	\$10,223	\$15,936

### Projected Income

Description	Q4 2025	Q1 2026	Q2 2026	Q3 2026	Total
Cash Equivalent	\$10,108	\$10,108	\$10,108	\$10,108	\$40,433
<b>Total</b>	<b>\$10,108</b>	<b>\$10,108</b>	<b>\$10,108</b>	<b>\$10,108</b>	<b>\$40,433</b>

### Projected Income and Maturities

Description	Q4 2025	Q1 2026	Q2 2026	Q3 2026	Total
Cash Equivalent	\$10,108	\$10,108	\$10,108	\$10,108	\$40,433
<b>Total</b>	<b>\$10,108</b>	<b>\$10,108</b>	<b>\$10,108</b>	<b>\$10,108</b>	<b>\$40,433</b>

Information in this report was compiled using data from the custodian available as of the publishing date. While we believe the data to be reliable, we do not independently verify pricing and valuation data. Please refer to the official statements provided by the account custodian. All date period references are on a calendar year basis. Fiscal year reports are available by request. Past performance does not guarantee future investment results.

## Performance History

Bristol Kendall Fire Protection District - Building Capital

	Start Value	Inflows	Outflows	End Value	Net Investment Gain
<b>Since Inception</b>					
Third Quarter 2025	\$1,005,713	\$0	\$0	\$1,015,936	\$10,223
Second Quarter 2025	\$0	\$1,000,000	\$0	\$1,005,713	\$5,713
<b>Since Inception Total</b>	<b>\$0</b>	<b>\$1,000,000</b>	<b>\$0</b>	<b>\$1,015,936</b>	<b>\$15,936</b>

## Holdings

Bristol Kendall Fire Protection District - Building Capital

Weight	Description	Symbol	Maturity Date	Quantity	Value	Current Yield	Yield to Maturity (Market)	Annual Income
<b>Cash Equivalent</b>								
<b>Cash Equivalent</b>								
<b>Cash Equivalent</b>								
0.1%	Schwab Government Money Fund	SWGXX			\$713	3.8%		\$27
99.9%	Schwab Treasury Money Market Fund	SCOXX			\$1,015,223	4.0%		\$40,406
<b>100.0%</b>	<b>Cash Equivalent Total</b>				<b>\$1,015,936</b>	<b>4.0%</b>		<b>\$40,433</b>
<b>100.0%</b>	<b>Total</b>				<b>\$1,015,936</b>	<b>4.0%</b>		<b>\$40,433</b>

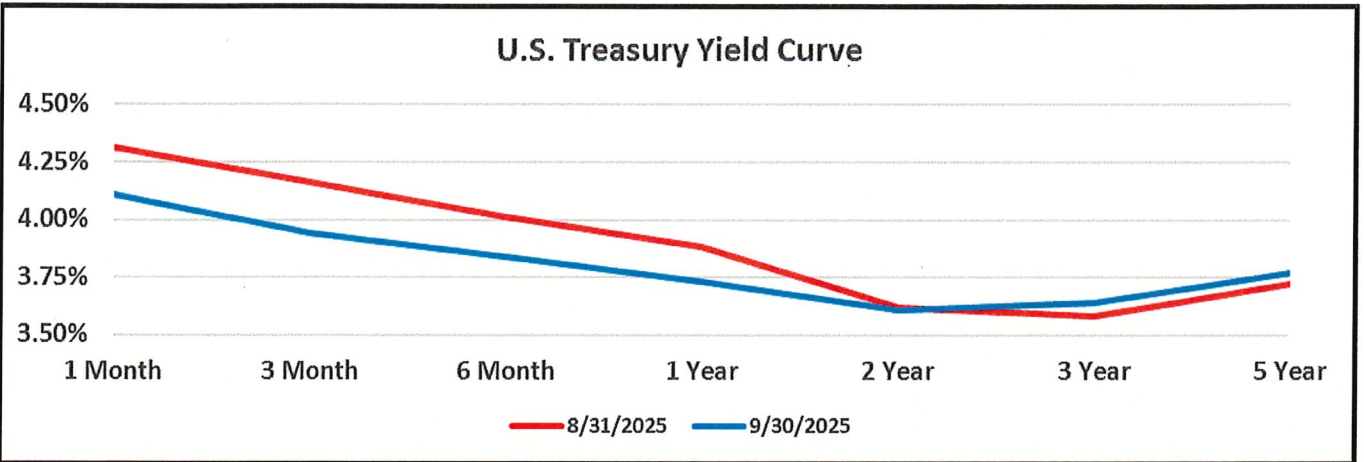
## Transactions

Bristol Kendall Fire Protection District - Building Capital  
From August 31, 2025 to September 30, 2025

Trade Date	Activity	Description	Quantity	Amount	Accrued Interest
9/30/2025	Income (Reinvested Dividend)	Schwab Treasury Money Market Fund	3,271.71	\$3,272	
9/15/2025	Income (Reinvested Dividend)	Schwab Government Money Fund	2.28	\$2	

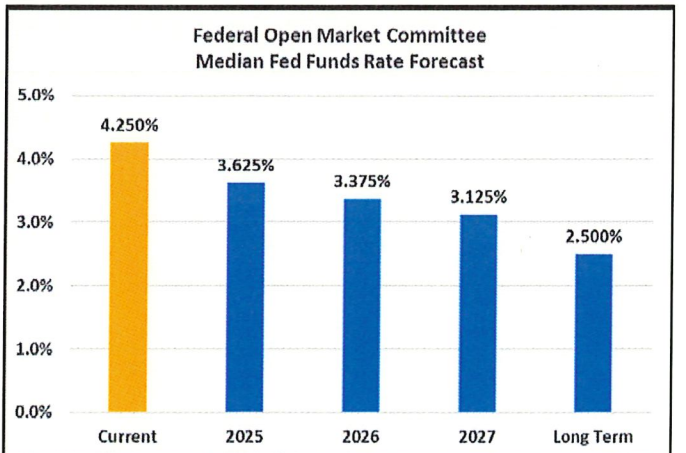
## Fixed Income Market Update – September 30, 2025


- Key Takeaways:**
- Yields on bonds two years and less fell while yields on bonds in the three to five year range rose slightly
  - Inflation moved higher to 2.9% (previously 2.7%) – the increase was in line with market expectations
  - Fed officials cut their benchmark rate by 0.25% to 4.25% in September – the first rate cut of the year
  - Current market pricing indicates investors are expecting 1 or 2 additional rate cut(s) by year end



Yields as of 9/30/2025	Government Money Market Fund	U.S. Treasury Bill / Notes	Certificate of Deposit	U.S. Government Agency	High Quality Taxable Municipal	High Quality Corporate
Liquid	3.75%	-	-	-	-	-
3 Month	-	3.94%	3.95%	3.84%	3.96%	3.97%
6 Month	-	3.84%	3.80%	3.82%	3.90%	3.92%
9 Month	-	3.76%	3.75%	3.74%	3.81%	3.82%
1 Year	-	3.73%	3.75%	3.69%	3.82%	3.83%
3 Year	-	3.64%	3.65%	3.65%	3.89%	3.86%
5 Year	-	3.77%	3.75%	3.80%	4.01%	-

Economic Data		
Indicator	Current	Previous
CPI - Inflation	2.9% (Aug 2025)	2.7% (July 2025)
Unemployment	4.3% (Aug 2025)	4.2% (July 2025)
Fed Funds Rate	4.25% (Sept 2025)	4.50% (July 2025)
Real GDP Growth	3.8% (2nd Qtr 2025)	-0.6% (1st Qtr 2025)





# Bristol Kendall Fire Department Fire Prevention Bureau

103 East Beaver Street  
Yorkville, IL 60560-1704  
Tel: 630 553-6186  
Fax: 630 553-1482



## FIRE MARSHAL REPORT

10-09-2025

Inspections Life Safety (56)  
Violations Found (40)  
Re-Inspections (54)  
Violations Corrected (62)  
C.O. Inspections (0)  
Alarm Investigation (5)  
Outside Agency Inspections (State (4) (Private (3)  
Fire Alarm Plan Review (6)  
Ansul Puff Test (0)  
Ansul System Plan Review (1)  
Site Inspection (12) Grande Reserve townhomes, Abby properties town homes  
Fire Alarm Test (12)  
Sprinkler Test (12)  
Sprinkler Plan Review (3)  
Hydrostatic Test (12)  
Wet Kitchen System Plan Review (0)  
Flush Test (0)  
System Flow Test (0)  
Above Ceiling Inspection (12)  
Emergency Form Updates (5)  
Knox Box Keys (3)

Tank Review (0)  
Pre-Action system Test (0)  
Knox Box Installations (2)  
Knox Box Removal (0)  
Food Truck Vendor Inspections (0)  
Carnival Ride Inspections (0)  
Fire Damper Inspection (12)  
Fire Caulk Inspection (12)  
Out of Business (0)  
New Business (0)  
Disconnect Inspection (0)  
School Fire Drill (8)  
School Inspections (6)  
Special Meetings (3)  
Occupancy Load (0)  
Run Hide Fight Drill (0)


**Public Education**

**State Smoke Detector Program (Smoke detectors installed January- May (501)**

**Total Contacts (Adults 6403) (Children 9800)**

**Fire Investigations (1)**

**Classes Attended (1) Chicago Strike Force**



# Bristol Kendall Fire Protection District

103 East Beaver Street  
Yorkville, IL 60560-1704

Phone: 630 553-6186

Fax: 630 553-1482



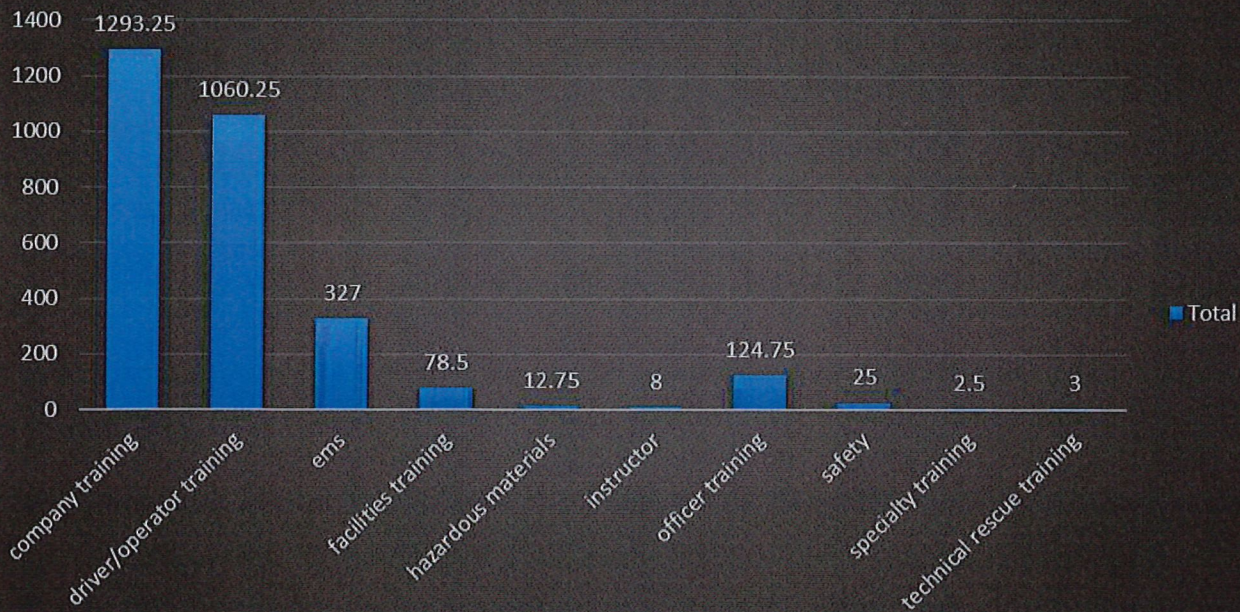
## October 2025 Trustee Meeting Training Report

### Training:

Training Hours for September 2,937

- 3,394 Training Hours for August
- 3,121 Training Hours for July
- 2,922 Training Hours for June

### Total Hours for September 2,937



**Notes:**

- ATF students completed their Final Live Fire Practicals.
- On-duty companies rotated through to complete Live Fire training.
- 1-week of orientation was completed for the three new part-time personnel.
- ATF students completed their Final Public Education Practicals.
- Lt. Ronning completed FAE makeups with the Truck.
- FSVO course was completed. We'll have a make-up week in October for the ones that missed September's course.
- Chief McCarty and myself attended a Command Officer class in Oswego.
- The Cadets continue with their BOF class.
  - Live Fire training scenarios were completed every Friday.
  - They completed several final JPR's for class.



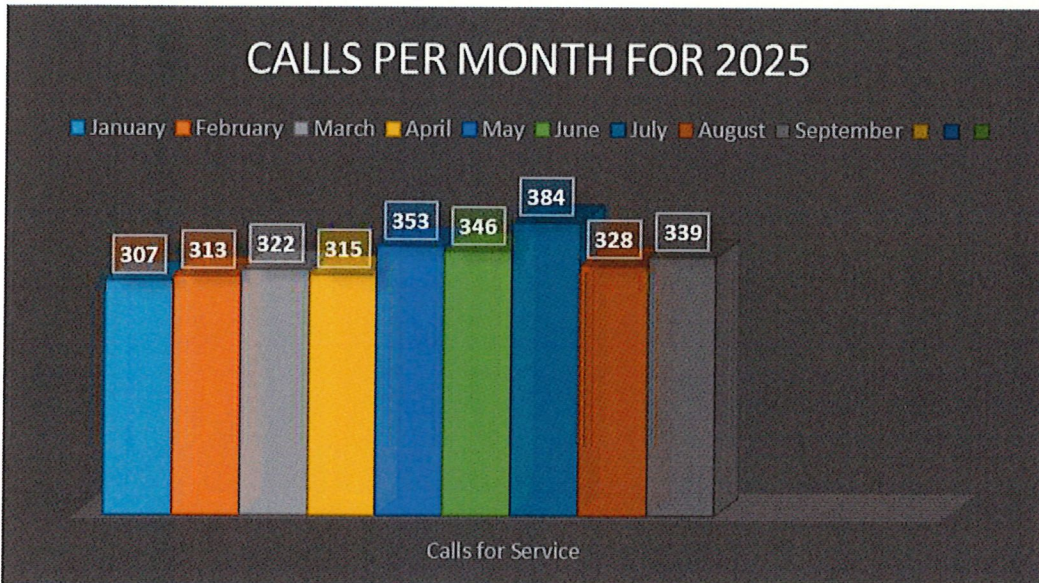
# Bristol-Kendall Fire Protection District

103 East Beaver Street  
Yorkville, IL 60560-1704  
Phone: 630-553-6186  
Fax: 630-553-1482

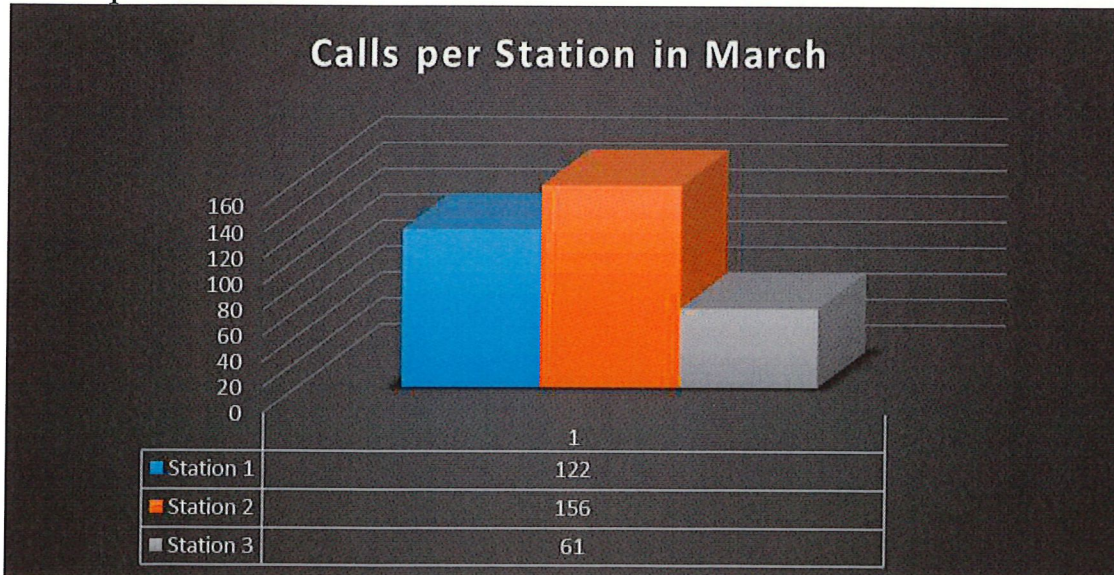


## October 2025 Trustee Meeting Operations Report

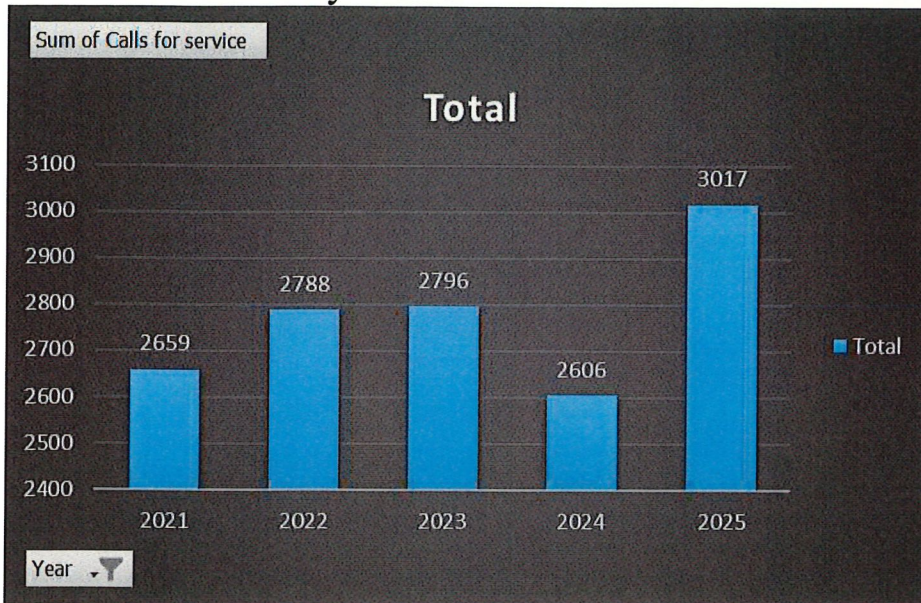
### Calls by Month:



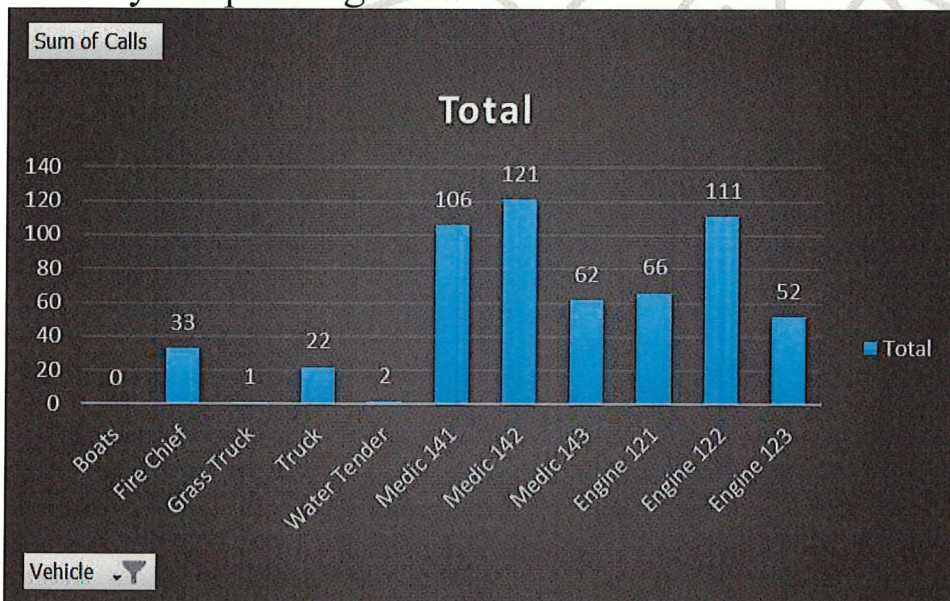
### Calls per Station:



## Calls for Service by Year:



## Calls by Responding Unit:



We're 411 calls ahead of last year

## Staffing:

- Fulltime District
  - 33 Personnel
- Part Time
  - 16 Personnel
- Civilian Paramedics
  - 3 Personnel

## Fire Division:

- Extrication – Route 47 & Walker Road
- Mutual Aid to Little Rock Fox – 12750 Route 34 – Chief, Truck 181, and Medic 142 to the scene - Structure Fire
- Mutual Aid to Little Rock Fox – 6020 Polo Club Drive – Chief, Engine 121, and Tender 161 to the scene – Structure Fire

## IT:

- Continues to work on multiple projects

## Grant Funding:

- Working on applying for multiple grants


## Fleet Maintenance:

- Finalized the order for the two new medic units to be delivered in early 2028
- Working on the E124 project
- Engine for E124 is ordered



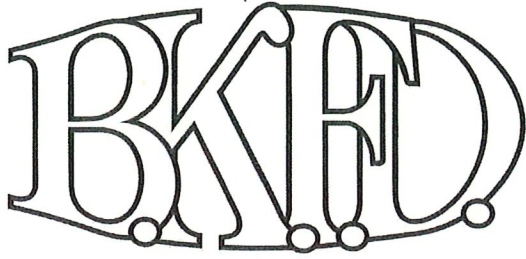
Stations:

- Roof replacement on Station 1



General Information:

UTV 157 was used to remove an injured patient from a field behind a house from a fall. The patient was located down by the fox river and was driven up a steep incline up to the medic unit waiting on River Road.



## Bristol Kendall Fire Protection District

103 East Beaver Street  
Yorkville, IL 60560-1704  
Phone: 630 553-6186  
Fax: 630 553-1482



### October 2025 Trustee Meeting Fire Chief Report

#### **Bills out of Norm:**

- Fire Fund
- EMS Fund
- Operations Fund
  - Gette Concrete- \$4,500 for sidewalk repairs at station 3
- Capital Fund
  - Dive Right in Scuba- \$2,999 for Cold Water Suits
  - Paul Buddy- \$19,050 for new bay floor heat boiler at station 3
  - Wiesbrook Sheet Metal- \$88,487 for first payment on station 1 roof
- Insurance Fund

#### **Staffing:**

- Hours for July:
  - Hours Worked- 13,128 Hours
    - Overtime Hours- 632 Hours
    - 7G Building Maintenance- 7 Hours
    - 7G Inspections- 28.5 Hours
    - 7G EMS- 0 Hours
    - 7G IT- 0 Hours
    - 7G Mechanic- 2 Hours
    - 7G Public Education- 16.25 Hours
    - 7G Special Duties- 5 Hours
    - 7G Training- 58.5 Hours
    - Rider- 389
  - Total Hours off- 2144.5 Hours
    - Kelly & BKFPD Days- 720 Hours
    - Sick Days- 289.25 Hours
    - Vacation Days- 779 Hours
    - Comp Time Days- 99.5 Hours

- Bereavement Day- 24 Hours
  - Work Comp- 216 Hours
- Hours for August:
  - Hours Worked- 12,885 Hours
    - Overtime Hours- 343.75 Hours
    - 7G Building Maintenance- 0.5 Hours
    - 7G Inspections- 4 Hours
    - 7G EMS- 5 Hours
    - 7G IT- 0 Hours
    - 7G Mechanic- 2 Hours
    - 7G Public Education- 3.5 Hours
    - 7G Special Duties- 12.75 Hours
    - 7G Training- 133.5 Hours
    - Rider- 342
  - Total Hours off- 1707.25 Hours
    - Kelly & BKFPD Days- 408 Hours
    - Sick Days- 438.5 Hours
    - Vacation Days- 456 Hours
    - Comp Time Days- 216 Hours
    - Bereavement Day- 24 Hours
    - Work Comp- 152 Hours
- Hours for September:
  - Hours Worked- 13,232 Hours
    - Overtime Hours- 468.5 Hours
    - 7G Building Maintenance- 7.5 Hours
    - 7G Inspections- 30.5 Hours
    - 7G EMS- 6.25 Hours
    - 7G IT- 0 Hours
    - 7G Mechanic- 11 Hours
    - 7G Public Education- 49 Hours
    - 7G Special Duties- 19.75 Hours
    - 7G Training- 128.25 Hours
    - Rider- 512
  - Total Hours off- 1964 Hours
    - Kelly & BKFPD Days- 504 Hours
    - Sick Days- 182.75 Hours
    - Vacation Days- 624 Hours
    - Comp Time Days- 54 Hours
    - Bereavement Day- 0 Hours
    - Work Comp- 168 Hours

## **Finances:**

- FNBO Checking- 1.11%
  - Market Value- \$453,766.76
  - Interest- \$746.26
  - Year to Date Interest- \$6,473.55
- FNBO Money Market- 1.56%
  - Market Value- \$509,239.38
  - Interest- \$613.63
  - Year to Date Interest- \$5,016.69
- Schwab Operation Account
  - Market Value- \$7,303,799.76

- Fifth tax deposit- \$3,471,212.38
  - Schwab Money Market is 3.98% (10-6-2025)
  - Year to date net gain is \$158,149
- Schwab Vehicle Capital Account
  - Market Value- \$4,932,821.51
  - Year to date net gain is \$154,616
  - May 1<sup>st</sup> 2026 goal for 20 Year replacement plan is \$4,806,082
- Schwab Building Capital Account
  - Market Value- \$1,012,662
  - Year to date net gain is \$15,936 (Since 5/8/2025)
- Fire Recovery
  - Year to date there are \$25,121 in claims submitted.
  - Have received \$14,927
- Little Rock Fox Fleet Maintenance Revenue- 5 Months (No invoice for September)
  - Labor- \$14,000
  - Consulting- \$320
  - Parts- \$3,887.57

## Commissioner Notes:

- Last regular meeting was August 12
- Special meeting scheduled for October 14
  - Will be requesting to send out conditional offers to the top 6 candidates on the list
  - Offers will be sent out on November 3 with a start date of December 7

## Notes:

- FFIB
  - Foreign Fire received their annual check
  - It was made out to the board so we did not have to deposit it and transfer it to them
  - The check was for \$97,946.44 which is a \$20,920 increase from last year
- Stations
  - Station 3 took a lightning strike on September 13
  - We lost our main internet switch, TV, couple of garage door openers, and Generator transfer switch
  - Working with insurance on a claim and are currently at about \$15,630 in repairs with a \$1,000 deductible
- EMS Billing
  - Rebecca from PSI came out last Thursday
  - EMS Billing
    - We are looking at some more detailed reports that she will be sending us
    - They have new software they are using that might help in capturing some missed revenue
    - Gave us some info on the new bills going into effect but we posed some questions to her that she needs to dig into further
    - We are looking at different options for transferring the money into our account quicker

- Fire Billing
  - Gave us some info on their Fire Billing
  - They will charge only 5% vs 20% we are paying now and there will be less work on our end to do
  - Money will be transferred in like the EMS billing
  - I'm looking at the ordinance and fees and will come back in November to finalize the switch to them
- Other Info
  - Had info on a partner company that does Plan reviews. Torrence is looking at that for the data centers
  - Gave us some info on some other ordinances for fees that other departments have in place
- KenCom
  - KenCom has sent out their preliminary budget
  - They did put a price increase in it for all fire districts with ours being 65.5% going from \$43,301 to \$71,664
  - The price increase reflects an increase on fees and an increase in our call volume